



Average gate power dissipation ( $T_j=125$ )	$P_{G(AV)}$	0.5	W
Peak gate power	$P_{GM}$	40	W
Peak pulse voltage ( $T_j=25$ ; non-repetitive, off-state; FIG.7)	$V_{pp}$	1.5	kV

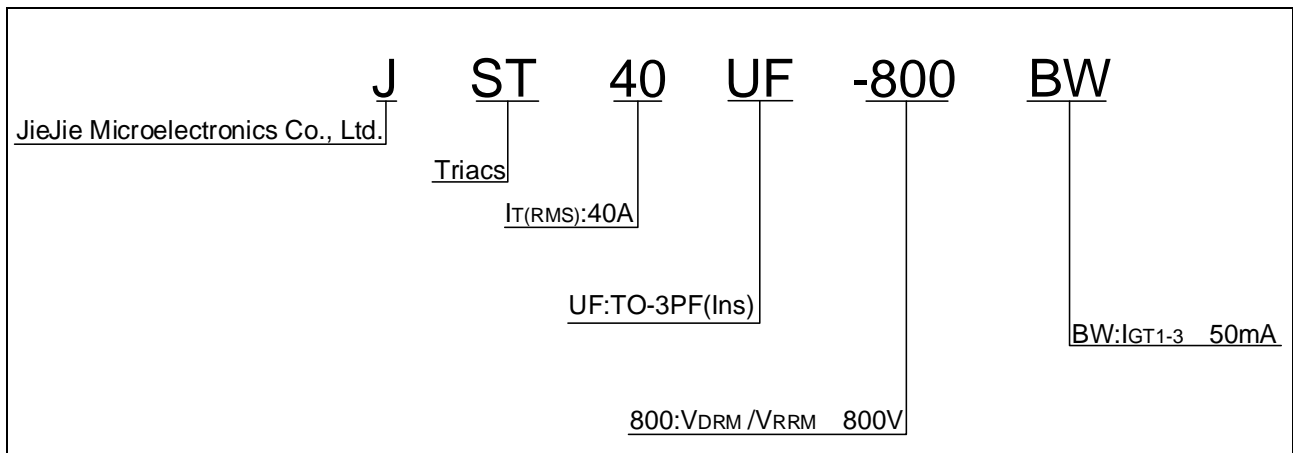
## ELECTRICAL CHARACTERISTICS( $T_j=25$ unless otherwise specified)

Symbol	Test Condition	Quadrant	Value		Unit
$I_{GT}$	$V_D=12V$ $R_L=33$	- -	MAX.	50	mA
$V_{GT}$		- -	MAX.	1.3	V
$V_{GD}$	$V_D=V_{DRM}$ $T_j=125$ $R_L=3.3k$	- -	MIN.	0.2	V
$I_L$	$I_G=1.2I_{GT}$	-	MAX.	80	mA
				200	
$I_H$	$I_T=500mA$		MAX.	100	mA
$dV/dt$	$V_D=540V$ Gate Open $T_j=125$		MIN.	2000	V/ $\mu s$
$(dI/dt)_c$	$(dV/dt)_c=20V/\mu s$ $T_j=125$		MIN.	25	A/ms
$t_{on}$	$I_G=80mA$ $I_A=400mA$ $I_R=40mA$ $T_j=25$		TYP.	10	$\mu s$
$t_{off}$				70	

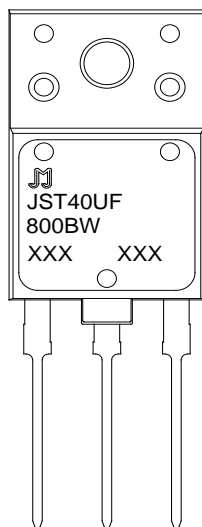
## STATIC CHARACTERISTICS

### Symbol

## ORDERING INFORMATION



## MARKING







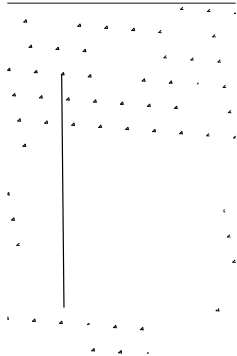
**ORDERING INFORMATION**

Order code	Voltage V <sub>DRM</sub> /V <sub>RRM</sub> (V)	IGT(mA)	Package	Base qty. (pcs)	Delivery mode
		H- I- J			
<b>JST40UF-800BW</b>	<b>800</b>	<b>50</b>	<b>TO-3PF(Ins)</b>	<b>30</b>	<b>Tube</b>

**Document Revision History**

Date	Changes
Apr.11, 2023	Last updated

PACKAGE MECHANICAL DATA



Information furnished in this document is believed to be accurate and reliable. However, Jiangsu JieJie Microelectronics Co., Ltd. assumes no responsibility for the consequences of use without consideration for such information nor use beyond it. Information mentioned in this document is subject to change without notice, apart from that when an agreement is signed, Jiangsu JieJie complies with the agreement.

Products and information provided in this document have no infringement of patents. Jiangsu JieJie assumes no responsibility for any infringement of other rights of third parties which may result from the use of such