



JST30E-1600BW 30A TRIAC

Rev.A.1.1

DESCRIPTION:

The JST30E-1600BW triac is suitable for general purpose AC switching. It can be used as an ON/OFF function in applications such as heating regulation, induction motor starting circuits, for phase control operation in light dimmers, motor speed controllers. JST30E-1600BW snubberless triac is especially recommended for use on inductive loads. Package TO-263 is RoHS compliant.

MAIN FEATURES

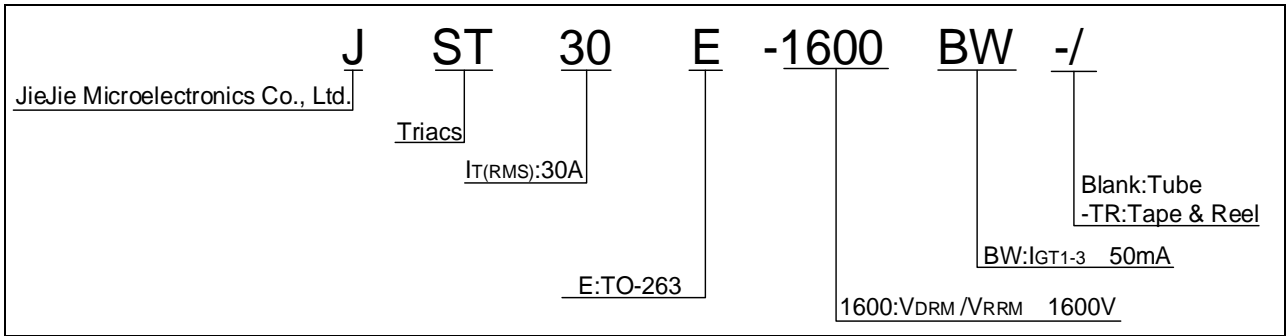
ABSOLUTE MAXIMUM RATINGS

Parameter	Symbol	Value	Unit
Storage junction temperature range	T_{stg}	-40-150	40

ELECTRICAL CHARACTERISTICS ($T_j=25$ unless otherwise specified)

Symbol	Test Condition	Quadrant	Value	Unit
I_{GT}	$V_D=12V$ $R_L=33$	-		

ORDERING INFORMATION



MARKING

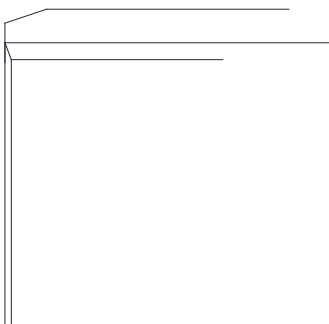


FIG.1: Maximum power dissipation versus RMS on-state current




FIG.2: RMS on-state current versus case temperature

JST30E-1600BW

ORDERING INFORMATION

Order code	Voltage V_{DRM}/V_{RRM} (V)	IGT(mA)	Package	Base qty. (pcs)	Delivery mode
		H- I- J			
JST30E-1600BW	1600	50	TO-263	50	Tube
JST30E-1600BW-TR				800	Tape & Reel

Document Revision History

Date	Revision	Changes
Apr.11, 2023	A.1.0	Last updated
Oct.20, 2025	A.1.1	Revise PACKAGE MECHANICAL DATA

JST30E-1600BW

JieJie M