

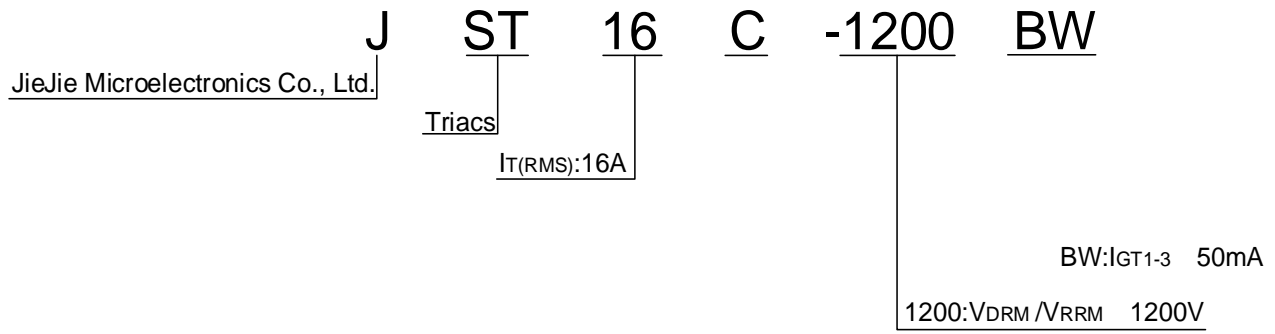
**JIEJIE MICROELECTRONICS CO., LTD.**

Peak pulse voltage ( $T_j=25$ ; non-repetitive, off-state; FIG.7)	$V_{pp}$	4	kV
--	----------	---	----

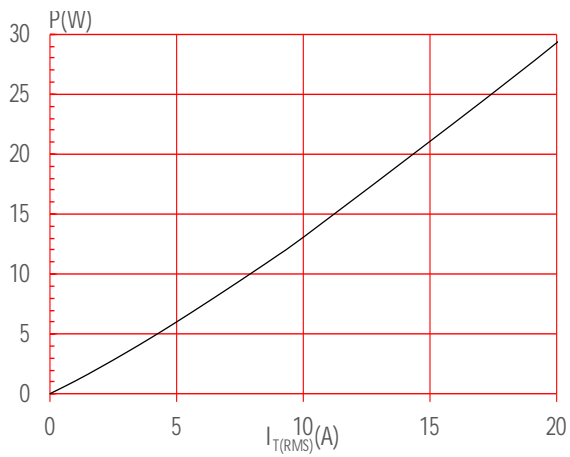
**ELECTRICAL CHARACTERISTICS** ( $T_j=25$  unless otherwise specified)

Symbol	Test Condition	Quadrant	Value	Unit
$I_{GT}$	$V_D=12V$ $R_L=33$	- -	MAX.	50 mA- $T_c$ $\theta$ $T_w$ 1.1MAX. ( $T_j$ )

ORDERING INFORMATION



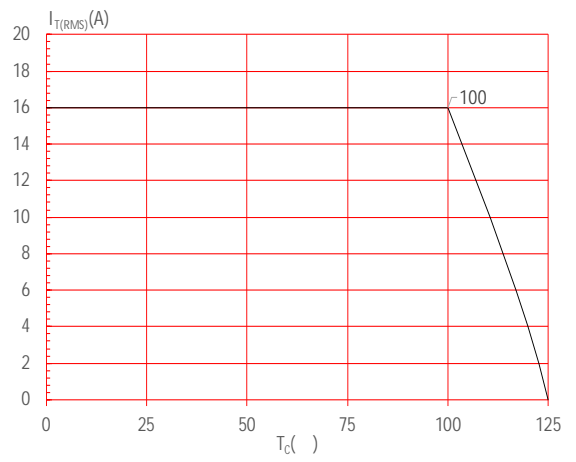
**FIG.1:** Maximum power dissipation versus RMS on-state current



**FIG.3:** Surge peak on-state current versus number of cycles



**FIG.2:** RMS on-state current versus case temperature



**FIG.4:** On-state characteristics

FIG.7 Test circuit for inductive and resistive loads to IEC-61000-4-5 standards



**ORDERING INFORMATION**

Order code	Voltage $V_{DRM}/V_{RRM}$ (V)	IGT(mA)	Package	Base qty. (pcs)	Delivery mode
		- -			
<b>JST16C-1200BW</b>	<b>1200</b>	<b>50</b>	<b>TO-220C</b>	<b>50</b>	<b>Tube</b>

PACKAGE MECHANICAL DATA



