



JST136V-800E 1A TRIAC

Rev.A.1.1

DESCRIPTION:

1. This device is a 1A TRIAC.
2. It is suitable for AC switching applications.
3. It is suitable for AC switching applications.
4. It is suitable for AC switching applications.
5. It is suitable for AC switching applications.
6. It is suitable for AC switching applications.

MAIN FEATURES

ABSOLUTE MAXIMUM RATINGS

Parameter	Symbol	Value	Unit
Storage Temperature	T_s	-40 to 150	
Junction Temperature	T_j	-40 to 150	
Reverse Voltage	V_{RM}	0	V
Forward Voltage	V_{FM}	1.2	V

ELECTRICAL CHARACTERISTICS

Symbol	Test Condition	Quadrant	Value		Unit
I_G	$V_D = 0$	-	M	0	A
		-		2	
V_G		A	M	13	V
V_D	$V_D = 0$ $R_L = 3k$	AL	M	0	V
I_L	$I_G = 2 I_G$	-	M	0	A
		-		0	
I_H	$I_T = 0$		M	5	A
t_r	$V_D = 0$ $r_T = 0$		M	0	V/ μ s
t_f	$V_D = 0$ $r_T = 0$		M	6	V/ μ s
t_b	$I_G = 4 I_G$ $I_A = 2 I_G$ $I_R = 2 I_G$		T.P	5	μ s
t_b	$T_j = 25$			5	

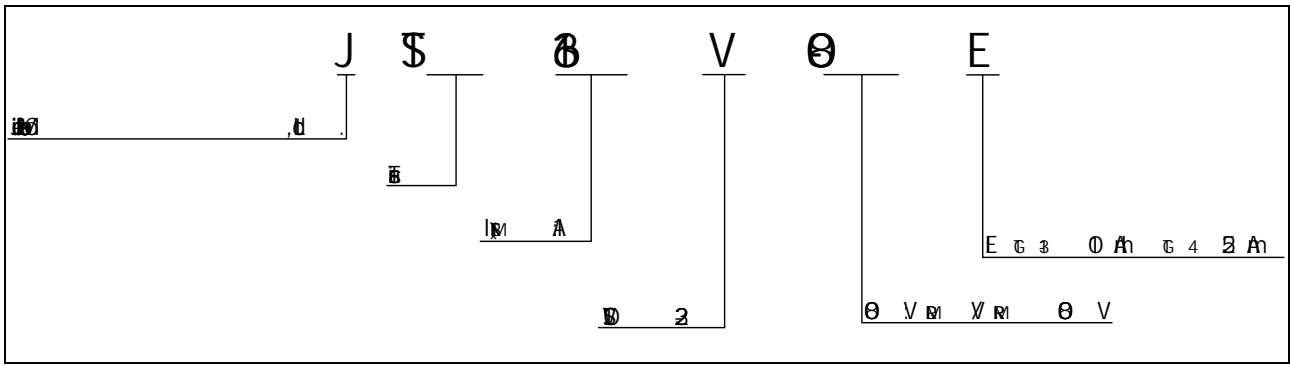
STATIC CHARACTERISTICS

Symbol	Parameter	Value(MAX.)	Unit
V_{IM}	$I_{IM} = 5 A$ $T_j = 25$	7	V
V_D	$T_j = 25$	0	V
R_D	$T_j = 25$	2	m
I_{IM}	$V_D = 0$ $V_{RM} = 0$	5	μ A
I_{RM}	$T_j = 25$	0	A

THERMAL RESISTANCES

Symbol	Parameter	Value	Unit
$R_{\theta j-c}$		5	W
$R_{\theta j-a}$		0	W

ORDERING INFORMATION



MARKING

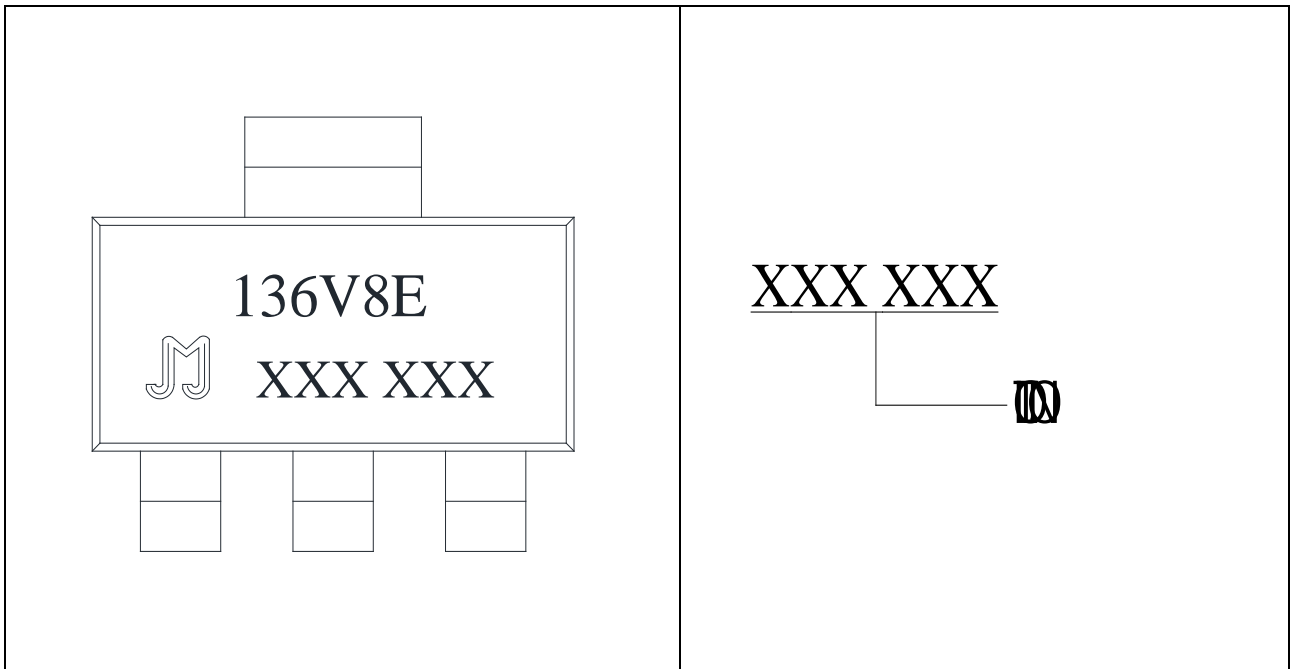


FIG.1: ~~Pin~~

~~0 0 0~~

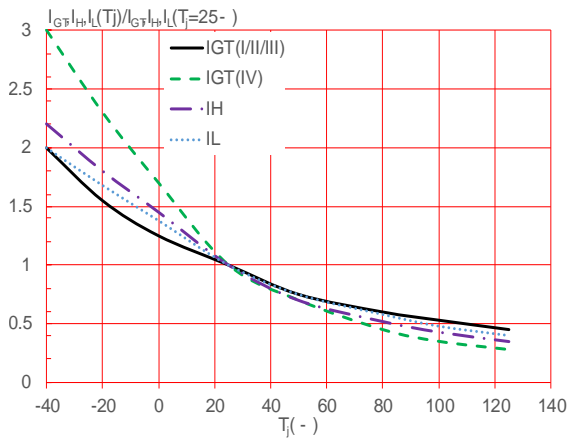
FIG.2: ~~Pin~~ -~~000~~

~~0~~

FIG.7: ~~IGT~~

~~IGT~~

~~IGT~~



B

8000E

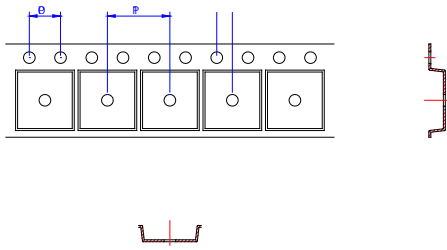
-

5



|

DELIVERY MODE



R	B					
	M			b		
	M	Ŷ	M	M	Ŷ	M
W	-		0	-		0
E	5	3 8		0 0 0		
F	5	0 5		0 0 0		
D		5 0			0 0	
D		-	-			
0	0	0 0		0	0 0	
P	0	0 0		0	0 0	
2	0	0 0		0	0 0	
0	0	0 0		0	0 0	
0	0	0 0		0	0 0	
0	0	0 0		0	0 0	
0	0	0 0		0	0 0	
0	0	0 0		0	0 0	
T	0	0 0		0	0 0	

