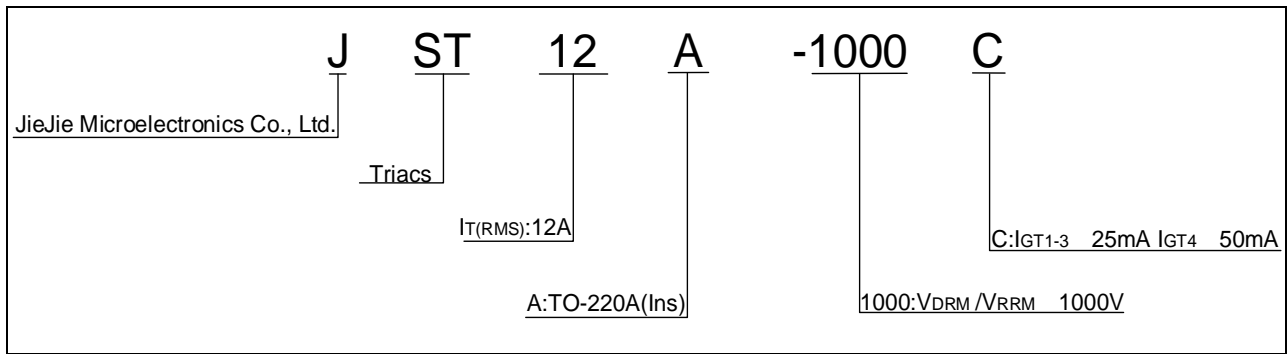




JST12A-1000C 12A TRIAC

Peak pulse voltage
($T_j=25$; non-

ORDERING INFORMATION



MARKING

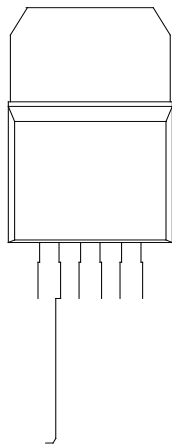


FIG.1: Maximum power dissipation versus RMS on-state current

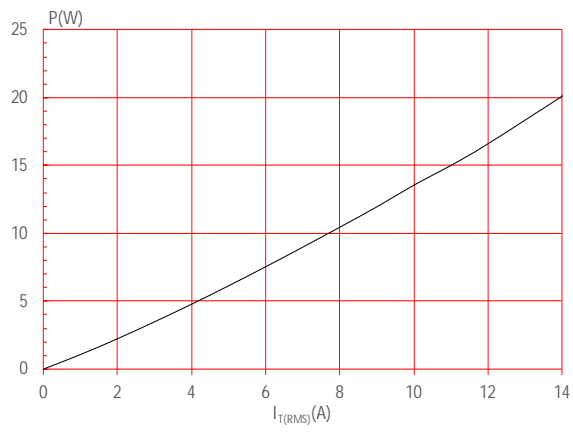


FIG.2: RMS on-state current versus case temperature

FIG.3: Surge peak on-state current versus number of cycles

FIG.7 Test

ORDERING INFORMATION

Order code	Voltage V_{DRM}/V_{RRM} (V)	IGT(mA)		Package	Base qty. (pcs)	Delivery mode
		-	-			
JST12A-1000C	1000	25	50	TO-220A(Ins)	50	Tube

Document Revision History

Date	Revision	Changes
May 17, 2023	A.1.0	Last updated
Oct.13, 2025	A.1.1	Revise PACKAGE MECHANICAL DATA

PACKAGE MECHANICAL DATA

