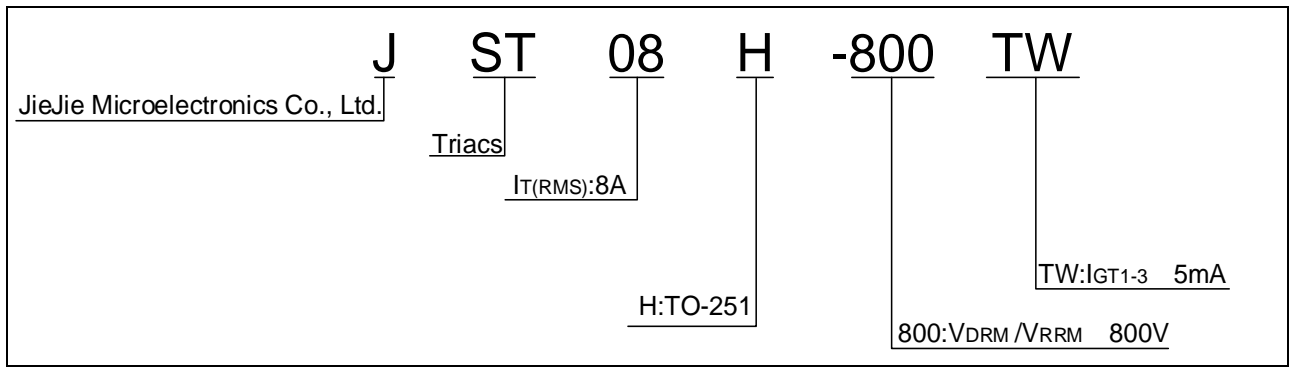


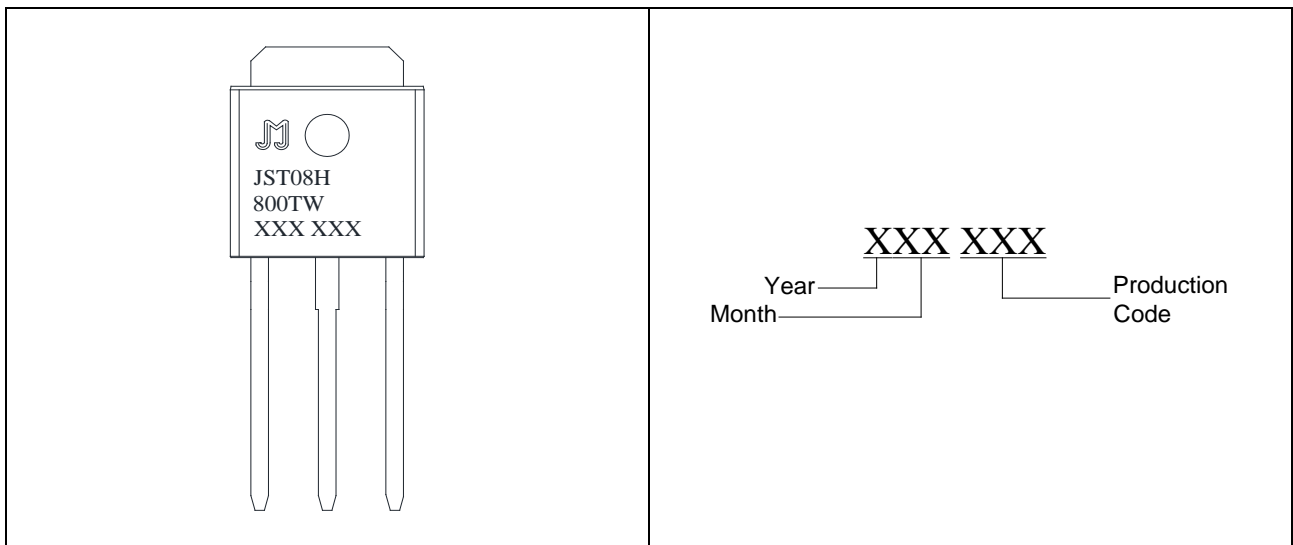
JST08H-800TW

Peak gate power	P_{GM}	10	W
Peak pulse voltage ($T_j=25$; non-repetitive,off-state;FIG.7)	V_{pp}	1.5	kV

ORDERING INFORMATION



MARKING



JST08H-800TW

FIG.7 Test circuit for inductive and resistive loads to IEC-61000-4-5 standards



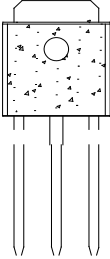
ORDERING INFORMATION

Order code	Voltage V_{DRM}/V_{RRM} (V)	IGT(mA)	Package	Base qty. (pcs)	Delivery mode
		- -			
JST08H-800TW	800	5	TO-251	80	Tube

Document Revision History

Date	Revision	Changes
Apr.12, 2023	A.1.0	Last updated
Oct.16, 2025	A.1.1	Revise PACKAGE MECHANICAL DATA

PACKAGE MECHANICAL DATA



Information furnished in this document is believed to be accurate and reliable. However, Jiangsu JieJie Microelectronics Co., Ltd. assumes no responsibility for the consequences of use without consideration for such information nor use beyond it. Information mentioned in this document is subject to change without notice, apart from that when an agreement is signed, Jiangsu JieJie complies with the agreement.

Products and information provided in this document have no infringement of patents. Jiangsu JieJie assumes no responsibility for any infringement of other rights of third parties which may result from the use of such products and information. This document supersedes and replaces all information previously supplied.

is a registered trademark of Jiangsu JieJie Microelectronics Co., Ltd.

Copyright © 2015 Jiangsu JieJie Microelectronics Co., Ltd. All rights reserved.