

Peak gate power	P_{GM}	10	W
Peak pulse voltage ($T_j=25$; non-repetitive,off-state;FIG.7)	V_{pp}	4	kV

ELECTRICAL CHARACTERISTICS (unless otherwise specified)

Symbol	Test Condition	Quadrant	Value		Unit
I_{GT}	$V_D=12V R_L=33$	- -	MAX.	5	mA
V_{GT}		- -	MAX.	1	V
V_{GD}	$V_D=V_{DRM} T_j=125$ $R_L=3.3k$	- -	MIN.	0.2	V
I_L	$I_G=1.2I_{GT}$	-	MAX.	10	mA
				15	
I_H	$I_T=100mA$		MAX.	10	mA
dV/dt	$V_D=400V$ Gate Open $T_j=125$		MIN.	150	V/s
(dI/dt) _c	(dV/dt) _c =10V/s, $T_j=125$		MIN.	1	A/ms
t_{on}	$I_G=10mA I_A=200mA I_R=20mA$ $T_j=25$		TYP.	2	s
t_{off}				20	

STATIC CHARACTERISTICS

Symbol	Parameter	Value(MAX.)	Unit
V_{TM}	$I_{TM}=5A t_p=380$ s $T_j=25$	1.65	V

ORDERING INFORMATION

<p>JieJie Microelectronics Co., Ltd.</p>	<p>J</p> <p>Triacs</p>	<p>ST</p>	<p>04</p>	<p>C</p>	<p>-600</p>	<p>TW</p>
<p>C:TO-220C</p>				<p>600:VDRM</p>		<p>RRM</p>

MARKING

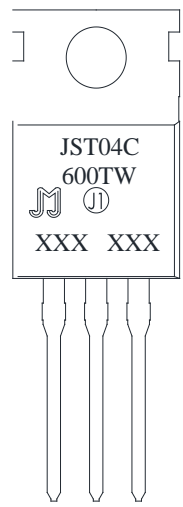
	<p>XXX XXX</p> <p>Year _____ Month _____</p> <p>Production Code</p>
---	--

FIG.1: Maximum power dissipation versus RMS on-state current

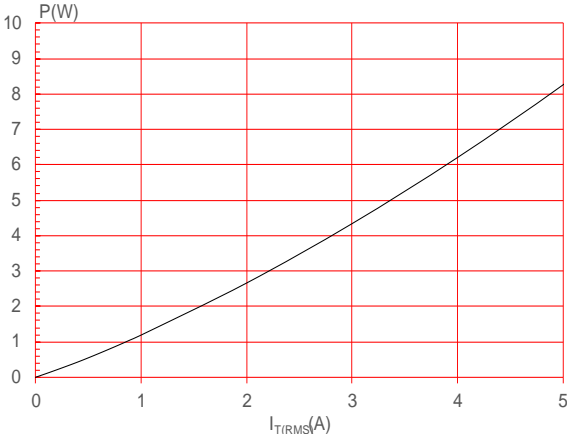


FIG.2: RMS on-state current versus case temperature

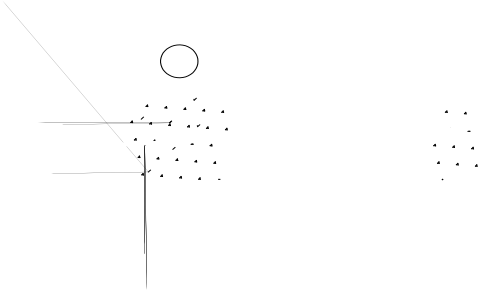


ORDERING INFORMATION

Order code	Voltage V_{DRM}/V_{RRM} (V)	IGT(mA)	Package	Base qty. (pcs)	Delivery mode
		- -			
JST04C-600TW	600	5	TO-220C	50	Tube

Document Revision History

PACKAGE MECHANICAL DATA



Information furnished in this document is believed to be accurate and reliable. However, Jiangsu JieJie Microelectronics Co., Ltd. assumes no responsibility for the consequences of use without consideration for such information nor use beyond it. Information mentioned in this document is subject to change without notice, apart from that when an agreement is signed, Jiangsu JieJie complies with the agreement.

Products and information provided in this document have no infringement of patents. Jiangsu JieJie assumes no responsibility for any infringement of other rights of third parties which may result