



JST01V-800SW 1A TRIAC

Rev.A.1.1

DESCRIPTION:

1. 800V
 2. 1A
 3. 800V
 4. 1A
 5. 800V
 6. 1A
 7. 800V
 8. 1A
 9. 800V
 10. 1A
 11. 800V
 12. 1A
 13. 800V
 14. 1A
 15. 800V
 16. 1A
 17. 800V
 18. 1A
 19. 800V
 20. 1A
 21. 800V
 22. 1A
 23. 800V
 24. 1A
 25. 800V
 26. 1A
 27. 800V
 28. 1A
 29. 800V
 30. 1A
 31. 800V
 32. 1A
 33. 800V
 34. 1A
 35. 800V
 36. 1A
 37. 800V
 38. 1A
 39. 800V
 40. 1A
 41. 800V
 42. 1A
 43. 800V
 44. 1A
 45. 800V
 46. 1A
 47. 800V
 48. 1A
 49. 800V
 50. 1A
 51. 800V
 52. 1A
 53. 800V
 54. 1A
 55. 800V
 56. 1A
 57. 800V
 58. 1A
 59. 800V
 60. 1A
 61. 800V
 62. 1A
 63. 800V
 64. 1A
 65. 800V
 66. 1A
 67. 800V
 68. 1A
 69. 800V
 70. 1A
 71. 800V
 72. 1A
 73. 800V
 74. 1A
 75. 800V
 76. 1A
 77. 800V
 78. 1A
 79. 800V
 80. 1A
 81. 800V
 82. 1A
 83. 800V
 84. 1A
 85. 800V
 86. 1A
 87. 800V
 88. 1A
 89. 800V
 90. 1A
 91. 800V
 92. 1A
 93. 800V
 94. 1A
 95. 800V
 96. 1A
 97. 800V
 98. 1A
 99. 800V
 100. 1A

MAIN FEATURES

ABSOLUTE MAXIMUM RATINGS

Parameter	Symbol	Value	Unit
Storage Temperature	T_s	-40 ~ 100	
Junction Temperature	T_j	-40 ~ 125	
Maximum Repetitive Peak-Off Voltage (V _{RM})	V_{RM}	80	V
Maximum Repetitive Peak-Off Voltage (V _{RM})	V_{RM}	80	V
Maximum Repetitive Peak-Off Current (I _{RM})	I_{RM}	1	A
Maximum Average Current (I _{MA})	I_{MA}	5	A
Maximum Average Current (I _{MA})	I_{MA}	5	
Maximum Surge Current (I ² t)	I^2t	2	A ² S
Maximum Surge Current (I ² t)	I^2t	0	A s
Maximum Surge Current (I _{SM})	I_{SM}	1	A

V_p	4	kV
-------	---	----

ELECTRICAL CHARACTERISTICS

Symbol	Test Condition	Quadrant	Value	Unit
I_G	$V_D = 0, L = 3$	- -	0	mA
V_G		- -	1	V
V_D	$V_D \leq 10, T_j \leq 25, R_L = 1k$	- -	0	V
I_L	$I_G = 2 I_G$	-	0	mA
			0	mA
I_H	$I_T \leq 0.1$		5	mA
θ_{JA}	$V_D = 0, I_G = 0, T_j \leq 25$		0	V/s
θ_{JC}	$I_G = 0, V_D = 0, T_j \leq 25$		1	mA
t_b	$I_G = 0.1, I_A \leq 0.1, I_R = 0.1, T_j \leq 25$	TP	2	s
t_c			2	

STATIC CHARACTERISTICS

Symbol	Parameter	Value(MAX.)	Unit
V_{IM}	$I_{IM} = 1, T_j \leq 25$	3	V
V_D	$T_j \leq 25$	0.3	V
R_D	$T_j \leq 25$	0.1	m
I_{DM}	$V_D \leq 10, V_R \leq 10$	5	A
I_{RM}		$T_j \leq 25$	0.5

THERMAL RESISTANCES

Symbol	Parameter	Value	Unit
$R_{\theta JA}$		0	W

ORDERING INFORMATION .

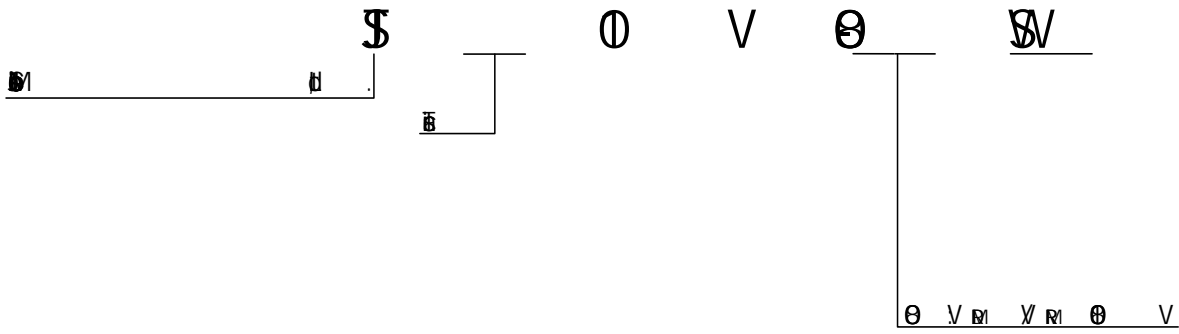





FIG.1: 
① ②

FIG.2:  
①


ORDERING INFORMATION

Order code	Voltage V _{DRM} /V _{RPM} (V)	IGT(mA)	Package	Base qty. (pcs)	Delivery mode
		H- I- J			
JST01V-800SW	800	10	SOT-223	4,000	Tape & Reel

Document Revision History

Rev	Description	Author
A .10, 0 3	A 10	H
0	A 1.1	R 0 1

PACKAGE MECHANICAL DATA



H
J

DELIVERY MODE

R	b					
	b1		b			
	M	̄	M	M	̄	M
W	-		0	-		0
E	5	3	8	0	0	0
F	5	0	5	0	0	0
D		5	0			0
D		-	-			
0	0	0	0	0	0	0
P	0	0	0	0	0	0
2	9	0	0	0	0	0
0	0	0	0			3
0	5	5	0			
0	3	2	3			
0	9	0	2			
T	0	0	0			

En
01

01