

Peak pulse voltage ($T_j=25$; non-repetitive, off-state; FIG.8)	V_{pp}	3	kV
--	----------	---	----

ELECTRICAL CHARACTERISTICS (unless otherwise specified)

Symbol	Test Condition	Quadrant	Value		Unit
I_{GT}	$V_D=12V R_L=33$	- -	MAX.	20	mA
V_{GT}		- -	MAX.	1	V
V_{GD}	$V_D=V_{DRM} T_j=150$ $R_L=3.3k$	- -	MIN.	0.2	V
I_L	$I_G=1.2I_{GT}$	-	MAX.	40	mA
				55	
I_H	$I_T=100mA$		MAX.	30	mA
dV/dt	$V_D=400V$ Gate Open $T_j=150$		MIN.	1000	V/s
$(dI/dt)_c$	$V_D=150V$		MIN.	3	A/ms
t_{on}	$I_G=40mA I_A=200mA I_R=20mA$ $T_j=25$		TYP.	3	s
t_{off}				30	

STATIC CHARACTERISTICS

Symbol	Parameter		Value(MAX.)	Unit
V_{TM}	$I_{TM}=11A t_p=380 s$	$T_j=25$	1.4	V
V_{TO}	Threshold voltage	$T_j=150$		
R_D	Dynamic resistance	$T_j=150$		
I_{DRM}	$V_D=V_{DRM} V_R=V_{RRM}$	$T_j=25$	5	A
I_{RRM}		$T_j=150$	1	mA

ORDERING INFORMATION

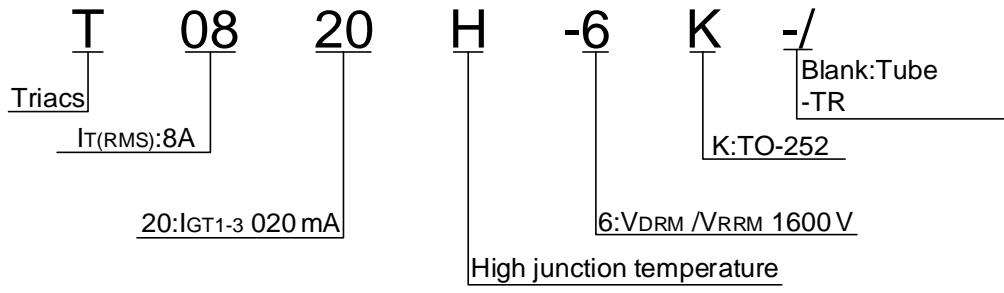


FIG.1: Maximum power dissipation versus RMS on-state current

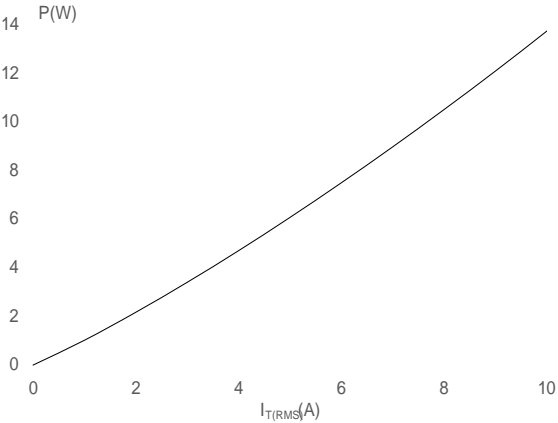
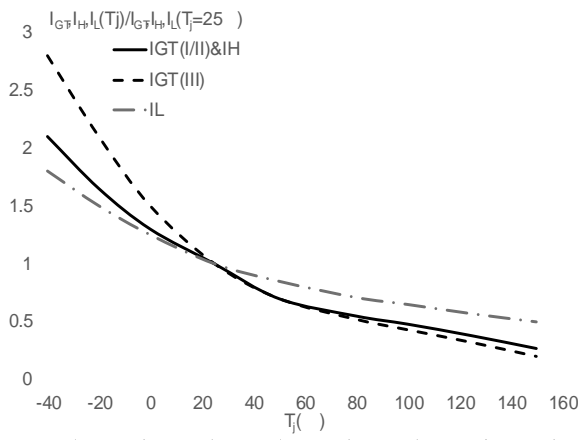


FIG.2: RMS on-state current versus case temperature

FIG.7: Relative variations of gate trigger current, holding current and latching current versus junction temperature




ORDERING INFORMATION

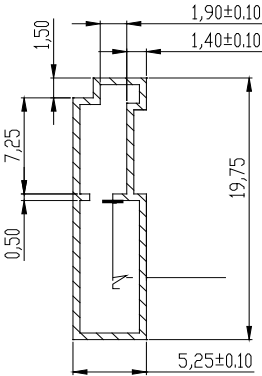
Order code	Voltage V_{DRM}/V_{RRM} (V)	IGT(mA)	Package	Base qty. (pcs)	
------------	----------------------------------	---------	---------	--------------------	--

PACKAGE MECHANICAL DATA

Ref.	Dimensions					
	Millimeters			Inches		
	Min.	Typ.	Max.	Min.	Typ.	Max.
A	2.10		2.50	0.083		0.098
A2	0		0.15	0		0.006
B	0.66		0.86	0.026		0.034
C	0.40		0.60	0.016		0.024
D						
E	6.40					
G						
G1						
L						



DELIVERY MODE



Information furnished in this document is believed to be accurate and reliable. However, Jiangsu JieJie Microelectronics Co., Ltd. assumes no responsibility for the consequences of use without consideration for such information nor use beyond it. Information mentioned in this document is subject to change without notice, apart from that when an agreement is signed, Jiangsu JieJie complies with the agreement.

Products and information provided in this document have no infringement of patents.