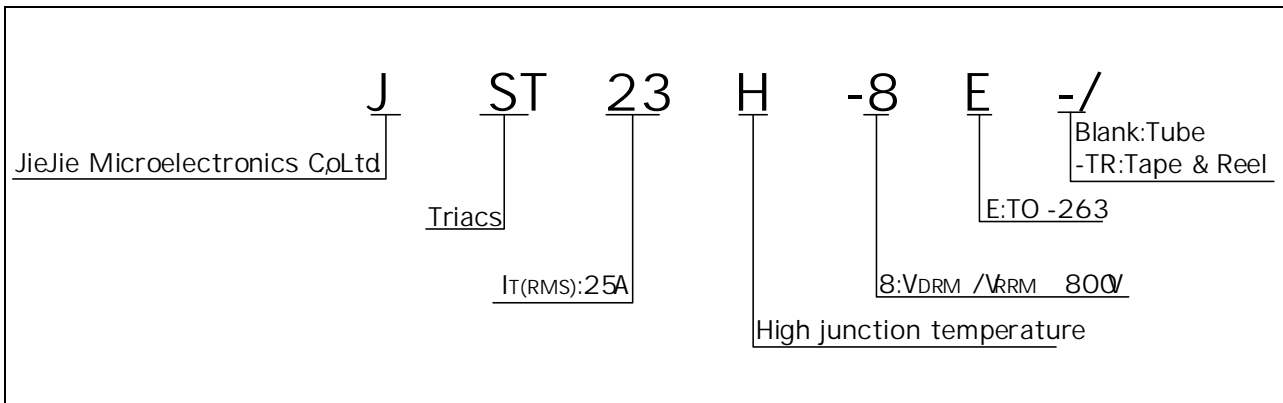


Peak pulse voltage
($T_j=25$; non-

ORDERING INFORMATION



MARKING

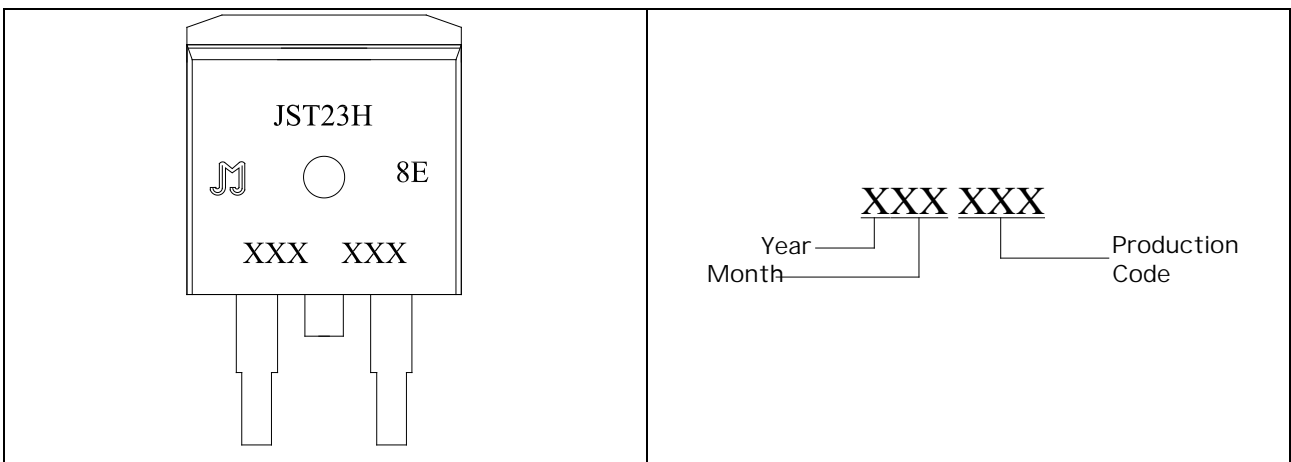
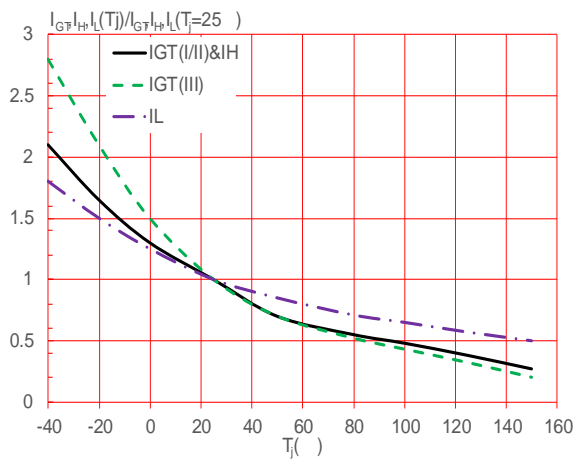


FIG.1 : Maximum power dissipation versus RMS on-state current



FIG.2: RMS on-state current versus case temperature

FIG.7: Relative variations of gate trigger current, holding current and latching current versus junction temperature



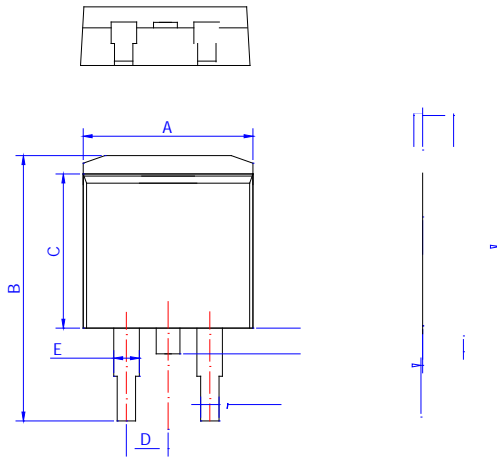
ORDERING INFORMATION

Order code	Voltage V_{DRM}/V_{RRM} (V)	IGT (mA)	Package	Base qty. (pcs)	Delivery mode
		- -			
JST 23H-8E	800	50	TO-263	50	Tube
JST 23H-8E-TR				800	Tape & Reel

Document Revision History

Date	Revision	Changes
Apr.11, 2023	A.1.0	Last updated
Oct16, 2025	A.1.1	Revise PACKAGE MECHANICAL DATA

PACKAGE MECHANICAL DATA



Ref.	Dimensions					
	Millimeters			Inches		
	Min.	Typ.	Max.	Min.	Typ.	Max.
A	9.90		10.20	0.390		0.402
B	14.70		15.80	0.579		0.622
C	9.40		9.60	0.370		0.378
D	2.40			0.094		
E	1.20		1.50	0.047		0.059
F	0.75		0.85	0.029		0.033

DELIVERY MODE



Information furnished in this document is believed to be accurate and reliable. However, Jiangsu JieJie Microelectronics Co., Ltd. assumes no responsibility for the consequences of use without consideration for such information nor use beyond it. Information mentioned in this document is subject to change without notice, apart from that when an agreement is signed, Jiangsu JieJie complies with the agreement.

Products and information provided in this document have no infringement of patents. Jiangsu JieJie assumes no responsibility for any infringement of other rights of third parties which may result from the use of such products and information. This document supersedes and replaces all information previously supplied.