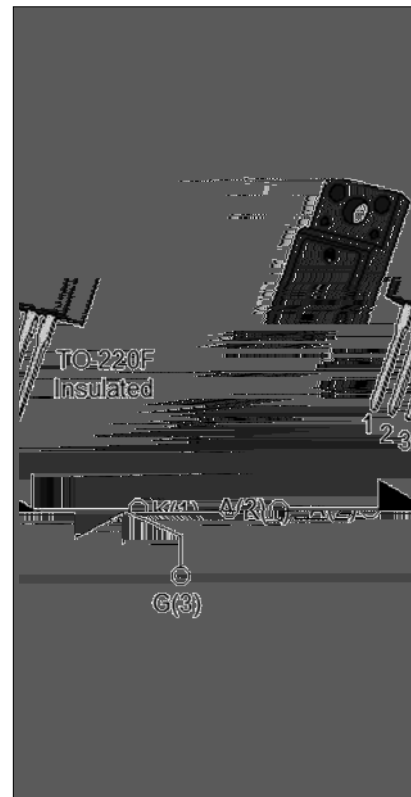




With high ability to withstand the shock loading of large current, JCT840F SCR provides high dV/dt rate with strong resistance to electromagnetic interference. It is especially recommended for use on solid state relay, motorcycle, power charger, T-tools etc. From all three terminals to external heatsink, JCT840F provides a rated insulation voltage of $2000 V_{RMS}$, complying with UL standards (File ref: E252906). Package TO-220F is RoHS compliant.



Symbol	Value	Unit
$I_{T(RMS)}$	40	A
V_{DRM}/V_{RRM}	800	V
I_{GT}	35	mA

Parameter	Symbol	Value	Unit
Storage junction temperature range	T_{stg}	-40-150	
Operating junction temperature range	T_j	-40-125	
Repetitive peak off-state voltage ($T_j=25^\circ C$)	V_{DRM}	800	V
Repetitive peak reverse voltage ($T_j=25^\circ C$)	V_{RRM}	800	V
Average on-state current ($T_c = 56^\circ C$)	$I_{T(AV)}$	25	A
RMS on-state current ($T_c = 56^\circ C$)	$I_{T(RMS)}$	40	A
Non repetitive surge peak on-state current ($t_p=10ms, T_j=25^\circ C$)	I_{TSM}	500	A
Non repetitive surge peak on-state current ($t_p=8.3ms, T_j=25^\circ C$)		540	
I^2t value for fusing ($t_p=10ms, T_j=25^\circ C$)	I^2t	1250	A^2s
Critical rate of rise of on-state current ($I_G=2 \times I_{GT}, f=100Hz, T_j=125^\circ C$)	di/dt	150	$A/\mu s$





FIG.1: Maximum power dissipation versus RMS on-state current




FIG.3: Surge peak on-state current versus number of cycles




FIG.2: RMS on-state current versus case temperature




FIG.4: On-state characteristics

FIG.7 Test circuit for inductive and resistive loads to IEC-61000-4-5 standards.



JCT840F

JCT840F

JieJie Microelectronics Co., Ltd.



Information furnished in this document is believed to be accurate and reliable. However, Jiangsu JieJie Microelectronics Co., Ltd. assumes no responsibility for the consequences of use without consideration for such information nor use beyond it. Information mentioned in this document is subject to change without notice, apart from that when an agreement is signed, Jiangsu JieJie complies with the agreement. Products and information provided in this document have no infringement of patents. Jiangsu JieJie assumes no responsibility for any infringement of other rights of third g â unt