JCT840CH 40A SCR

Rev.A.1.1

DESCRIPTION:

With high ability to withstand the shock loading of large current, JCT840CH SCR provides high dV/dt rate with strong resistance to electromagnetic interference.It is especially recommended for use on solid state relay, motorcycle, power charger, T-tools etc. Package TO-220C is RoHS compliant.

MAIN FEATURES

ABSOLUTE MAXIMUM RATINGS

Parameter	Symbol	Value	Unit
Storage junction temperature range	T_{stg}	-40-150	
Operating junction temperature range	T_j	-40-150	
Repetitive peak off-state voltage (T_j=25)	V_{DRM}	800	V
Repetitive peak reverse voltage (T_j=25)	V_{RRM}	800	V
Average on-state current (T_C 134)	$I_{T(AV)}$	25	A
RMS on-state current (T_C 134)	$I_{T(RMS)}$	40	A
Non repetitive surge peak on-state current (t_p=10ms, T_j=25)	I_{TSM}	500	A
Non repetitive surge peak on-state current (t_p=8.3ms, T_j=25)		540	
I^2t value for fusing (t_p=10ms , T_j=25)	I^2t	1250	A^2s
Critical rate of rise of on-state current (I_G=2× I_{GT}, f=100Hz , T_j=150)	dI/dt	1 0	A/μs
Peak gate current (t_p=20μs , T_j=150)	I_{GM}	10	A
Average gate power dissipation (T_j=150)	$P_{G(AV)}$	1	W

ORDERING INFORMATION

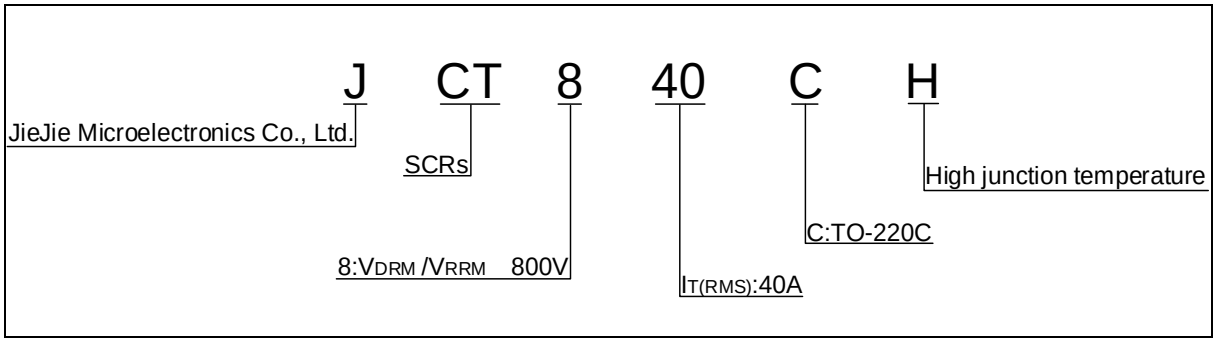

MARKING

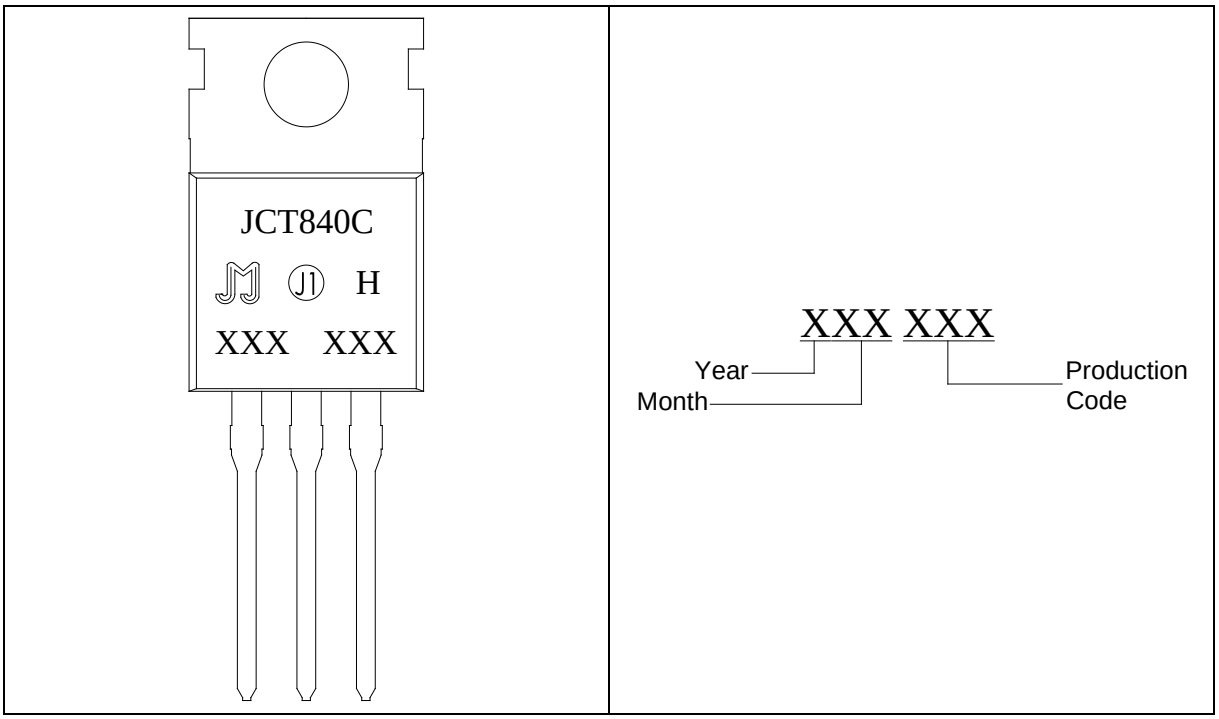

FIG.1: Maximum power dissipation versus RMS on-state current

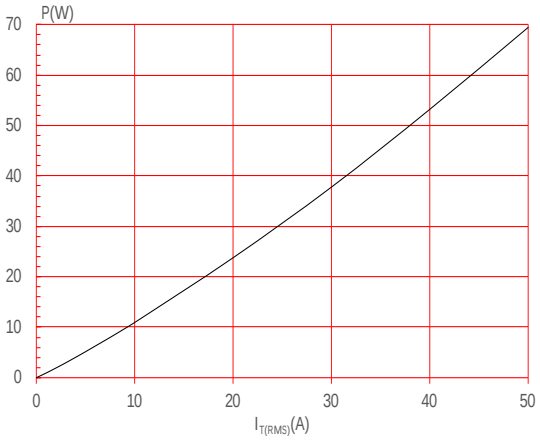

FIG.2: RMS on-state current versus case temperature