

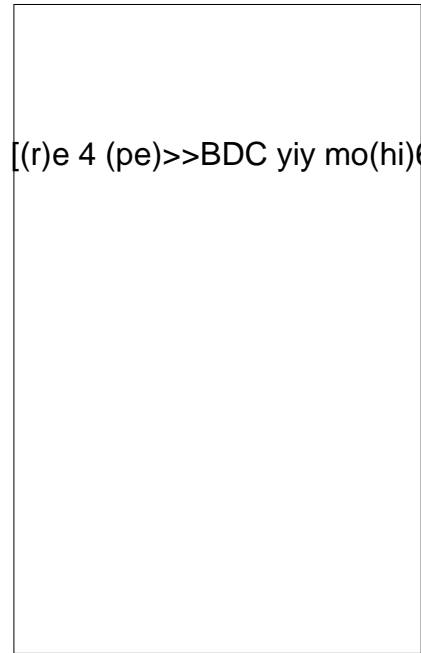


JCT820E 20A SCR

Rev.A.1.1

DESCRIPTION:

With high ability to withstand the shock loading of large current, JCT820E SCR provides high dV/dt rate with strong resistance to electromagnetic interference. It is especially recommended for



Peak gate power	P_{GM}	20	W
Peak pulse voltage ($T_j=25$; non-repetitive,off-state;FIG.8)	V_{pp}	0.5	kV

ELECTRICAL CHARACTERISTICS (unless otherwise specified)

Symbol	Test Condition	Value			Unit
		MIN.	TYP.	MAX.	
I_{GT}	$V_D=12V R_L=33$	-	-	15	mA
V_{GT}		-	-	1	V
V_{GD}	$V_D=V_{DRM} T_j=125 R_L=3.3k$	0.2	-	-	V
I_L	$I_G=1.2I_{GT}$	-	-	60	mA
I_H	$I_T=500mA$	-	-	50	mA
dV/dt	$V_D=540V$ Gate Open $T_j=125$	300	-	-	V/s
t_{on}	$I_G=40mA I_A=400mA I_R=40mA$ $T_j=25$	-	5	-	s
t_{off}		-	70	-	

STATIC CHARACTERISTICS

Symbol	Parameter	Value(MAX.)	Unit
V_{TM}	$I_{TM}=40A t_p=380 s T_j=25$	1.55	V

ORDERING INFORMATION

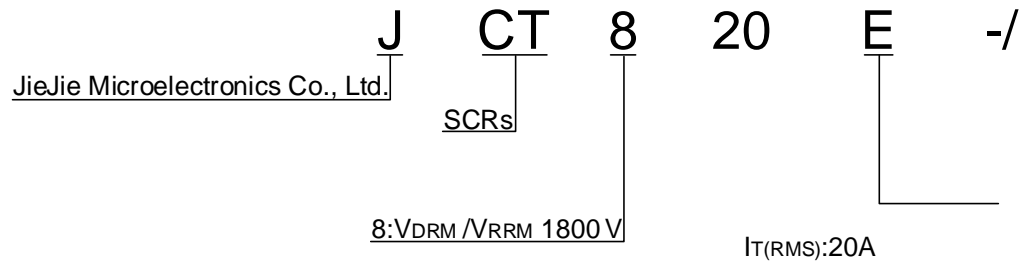


FIG.1: Maximum power dissipation versus RMS on-state current



FIG.2: RMS on-state current versus case temperature

FIG.7: Relative variations of gate trigger current, holding current and latching current versus junction temperature

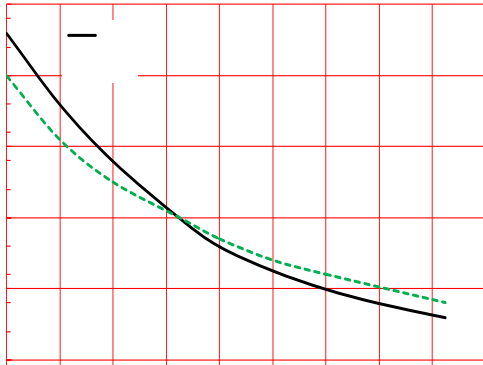
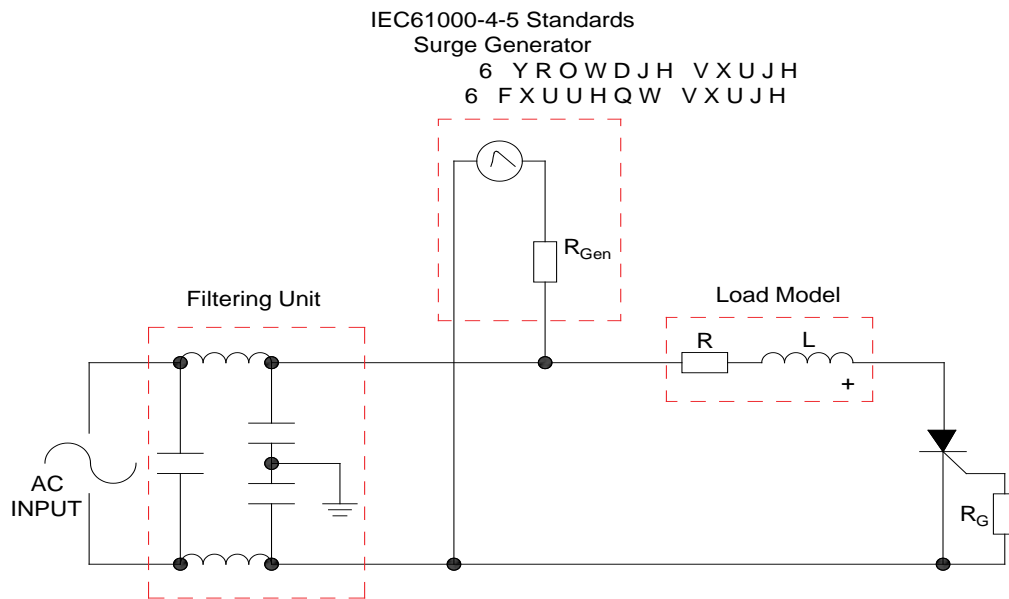


FIG.8 ÖTest circuit for inductive and resistive loads to IEC-61000-4-5 standards.



SOLDERING PARAMETERS

Reflow Condition	Pb-Free assembly (see figure at right)
------------------	---

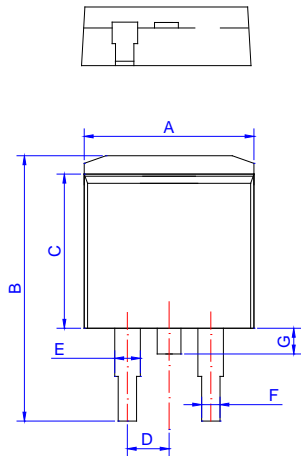
ORDERING INFORMATION

Order code	Voltage V_{DRM}/V_{RRM} (V)	IGT(mA)	Package	Base qty. (pcs)	Delivery mode
JCT820E	800	15	TO-263	50	Tube
JCT820E-TR				800	Tape & Reel

Document Revision History


Date	Revision	Changes
Apr.13, 2023	A.1.0	Last update
Oct.16, 2025	A.1.1	Revise PACKAGE MECHANICAL DATA

PACKAGE MECHANICAL DATA



Ref.	Dimensions					
	Millimeters			Inches		
	Min.	Typ.	Max.	Min.	Typ.	Max.
A	9.90		10.20	0.390		0.402
B	14.70		15.80	0.579		0.622
C	9.40		9.60	0.370		0.378
D	2.40			0.094		
E	1.20		1.50	0.047		0.059
F	0.75		0.85	0.029		0.033

Information furnished in this document is believed to be accurate and reliable. However, Jiangsu JieJie Microelectronics Co., Ltd. assumes no responsibility for the consequences of use without consideration for such information nor use beyond it. Information mentioned in this document is subject to change without notice, apart from that when an agreement is signed, Jiangsu JieJie complies with the agreement. Products and information provided in this document have no infringement of patents. Jiangsu JieJie assumes no responsibility for any infringement of other rights of third parties which may result from the use of such products and information. This document supersedes and replaces all information previously supplied.

 is a registered trademark of Jiangsu JieJie Microelectronics Co., Ltd.
Copyright © 2025 Jiangsu JieJie Microelectronics Co., Ltd. All rights reserved.