




ACJT835-8FP 8A TRIAC

Rev.A.1.1

DESCRIPTION:

The ACJT835-8FP triac is suitable for general purpose AC switching. It can be used as an ON/OFF function in applications such as heating regulation, induction motor starting circuits, for phase control operation in light dimmers, motor speed controllers. The ACJT835-8FP embeds a TVS structure to absorb the inductive turn-off energy such as those described in the IEC 61000-4-5 standards. By using an external plastic package, ACJT835-8FP provides a rated insulation voltage of 2000 VRMS, complying with UL standards (File ref: E252906). Package TO-220F is RoHS compliant.



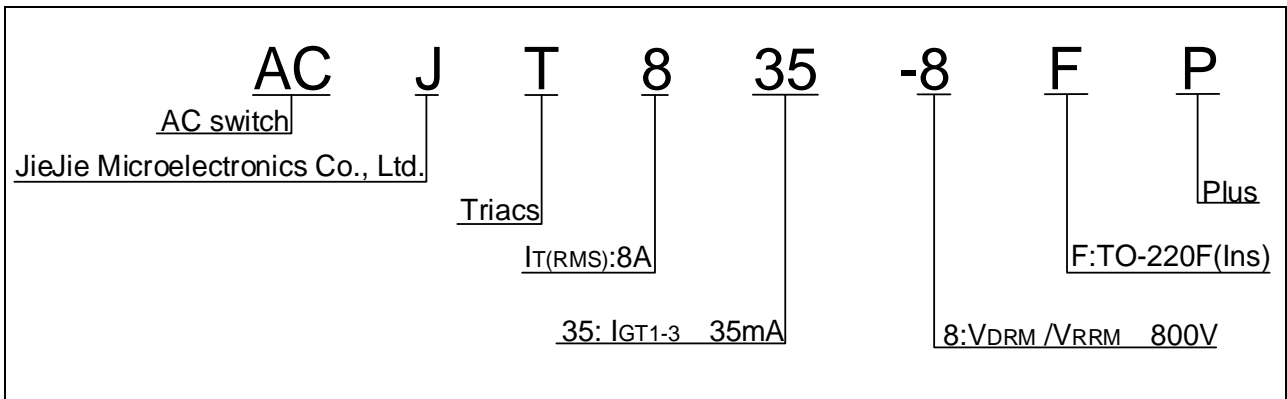
MAIN FEATURES

Symbol	Value	Unit
$I_{T(RMS)}$	8	A
V_{DRM}/V_{RRM}	800	V
I_{GT}		

ABSOLUTE MAXIMUM RATINGS

Parameter	Symbol	Value	Unit
Storage junction temperature range	T_{stg}	-40-150	
Operating junction temperature range	T_j	-40-125	
Repetitive peak off-state voltage ($T_j=25^\circ C$)	V_{DRM}	800	V
Repetitive peak reverse voltage ($T_j=25^\circ C$)	V_{RRM}	800	V
RMS on-state current ($T_c=98^\circ C$)	$I_{T(RMS)}$	8	A
Non repetitive surge peak on-state current (full cycle, $t_p=20ms$, $T_j=25^\circ C$)	I_{TSM}	100	A
Non repetitive surge peak on-state current (full cycle, $t_p=16.6ms$, $T_j=25^\circ C$)		110	
I^2t value for fusing ($t_p=10ms$, $T_j=25^\circ C$)	I^2t	50	A^2s
Critical rate of rise of on-state current ($I_G=2 I_{GT}$, $f=100Hz$, $T_j=125^\circ C$)	di/dt	100	$A/\mu s$
Peak gate current ($t_p=20\mu s$, $T_j=125^\circ C$)	I_{GM}	4	A

ORDERING INFORMATION



MARKING

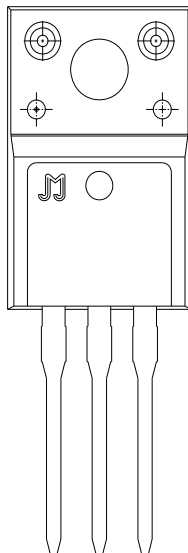


FIG.1: Maximum power dissipation versus RMS on-state current

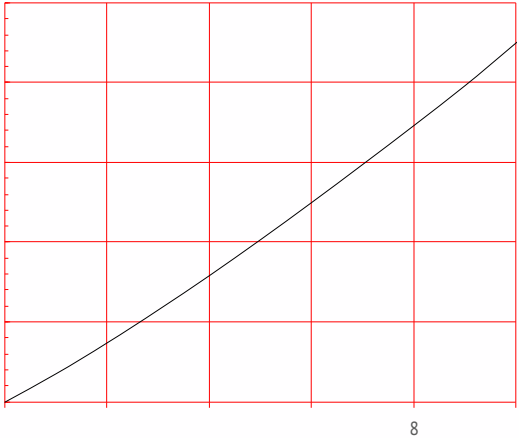
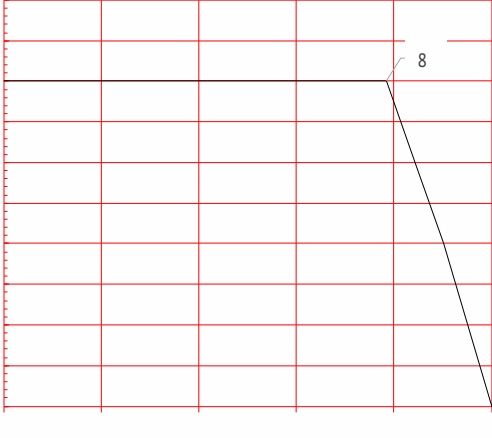


FIG.2: RMS on-state current versus case temperature



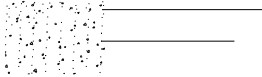
ORDERING INFORMATION

Order code	Voltage V_{DRM}/V_{RRM} (V)	IGT(mA)	Package	Base qty. (pcs)	Delivery mode
ACJT835-8FP	800	35	TO-220F(Ins)	50	Tube

Document Revision History


Date	Revision	Changes
May.17, 2023	A.1.0	Last updated
Oct.28, 2025	A.1.1	

PACKAGE MECHANICAL DATA



Information furnished in this document is believed to be accurate and reliable. However, Jiangsu JieJie Microelectronics Co., Ltd. assumes no responsibility for the consequences of use without consideration for such information nor use beyond it. Information mentioned in this document is subject to change without notice, apart from that when an agreement is signed, Jiangsu JieJie complies with the agreement.

Products and information provided in this document have no infringement of patents. Jiangsu JieJie assumes no responsibility for any infringement of other rights of third parties which may result from the use of such products and information. This document supersedes and replaces all information previously supplied.

 is a registered trademark of Jiangsu JieJie Microelectronics Co., Ltd.
Copyright © 2025 Jiangsu JieJie Microelectronics Co., Ltd. All rights reserved.