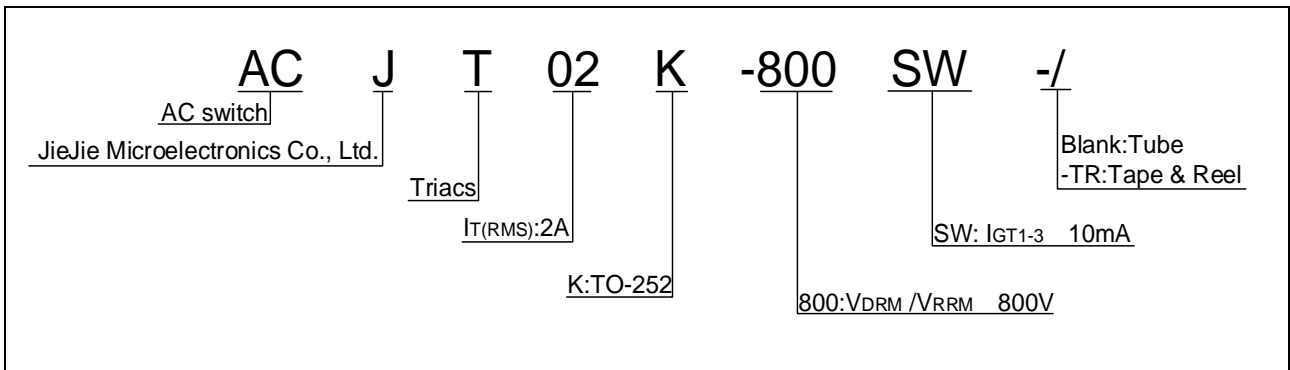


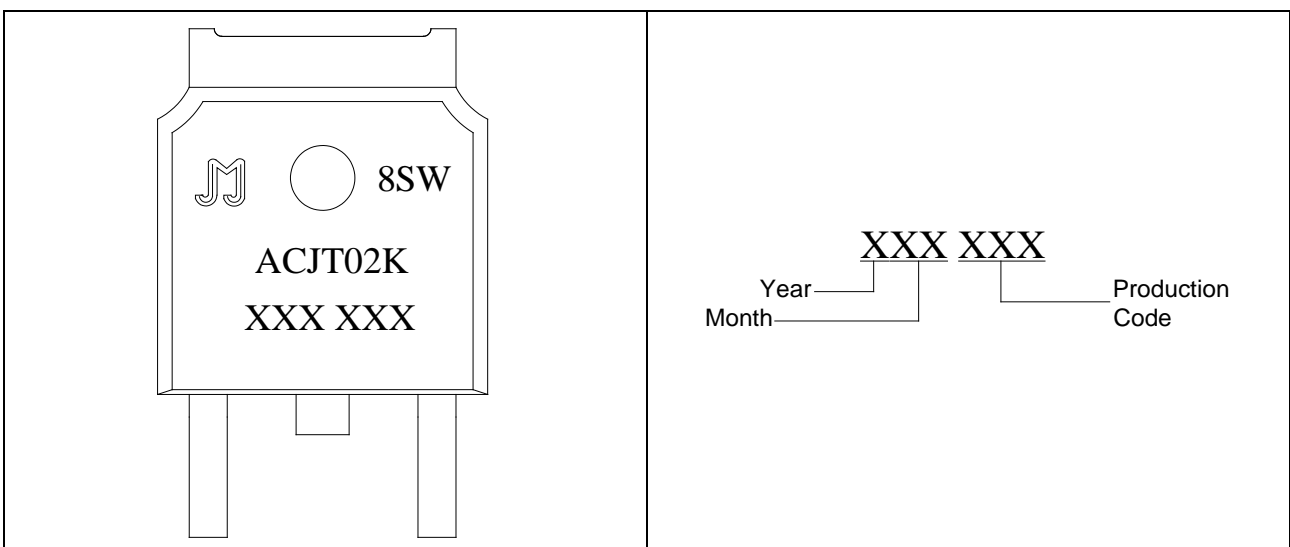




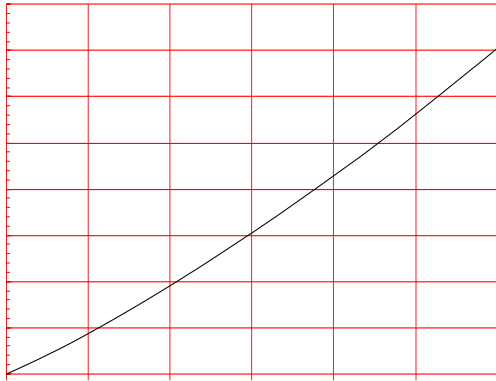
ORDERING INFORMATION



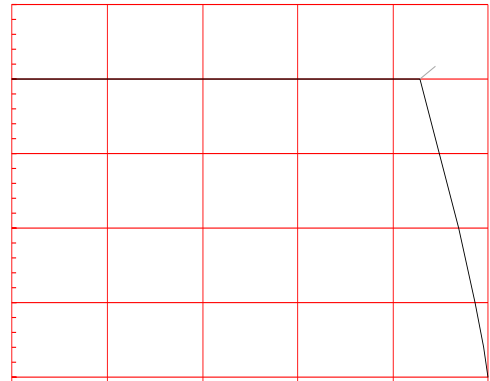
MARKING



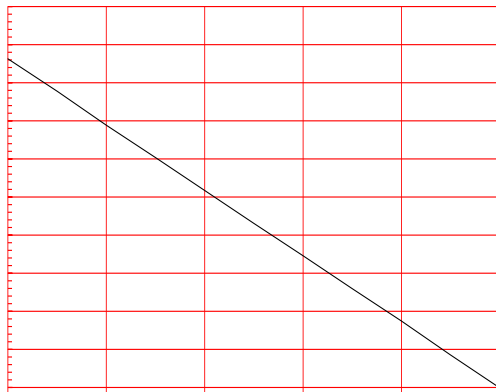
**FIG.1:** Maximum power dissipation versus RMS on-state current



**FIG.2:** RMS on-state current versus case temperature

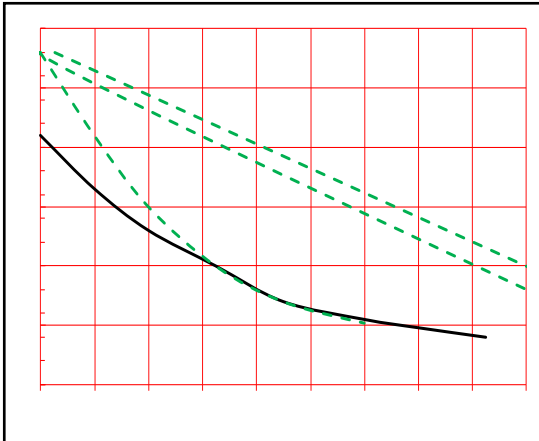


**FIG.3:** RMS on-state current versus ambient temperature (printed circuit board FR4, copper thickness: H1 { D (full cycle)



**FIG.4:** Surge peak on-state current versus number of cycles

**FIG.7:** Relative variations of gate trigger current, holding current and latching current versus junction temperature





**ACJT02K-800SW**

**JieJie M**

## PACKAGE MECHANICAL DATA

Ref.	Dimensions					
	Millimeters			Inches		
	Min.	Typ.	Max.	Min.	Typ.	Max.
A	2.10		2.50	0.083		0.098
A2	0		0.15	0		0.006
B	0.66		0.86	0.026		0.034
B2	5.18		5.48	0.202		0.216
C	0.40		0.60	0.016		0.024
C2	0.44		0.58	0.017		0.023
D	5.90		6.30	0.232		0.248
D1						
E	6.40		6.80	0.252		0.268
E1	4.63			0.182		
G	4.47		4.67	0.176		0.184
G1	2.18		2.38	0.086		0.094
L	1.09		1.21	0.043		0.048
L2	1.35		1.65	0.053		0.065



DELIVERY MODE

