



JOCT827X-D8P/S Series

Rev.A.1.0

DESCRIPTION:

The products are transistor opto-couplers in a plastic DIP8 package with different lead forming options. The device is a photoelectric coupler composed of light-emitting diode and phototransistor. The products are widely used in switching power supply, intelligent meter, industrial control, measuring instruments, office equipment such as copiers, household appliances: such as air conditione

NOTE1:

NOTE2:

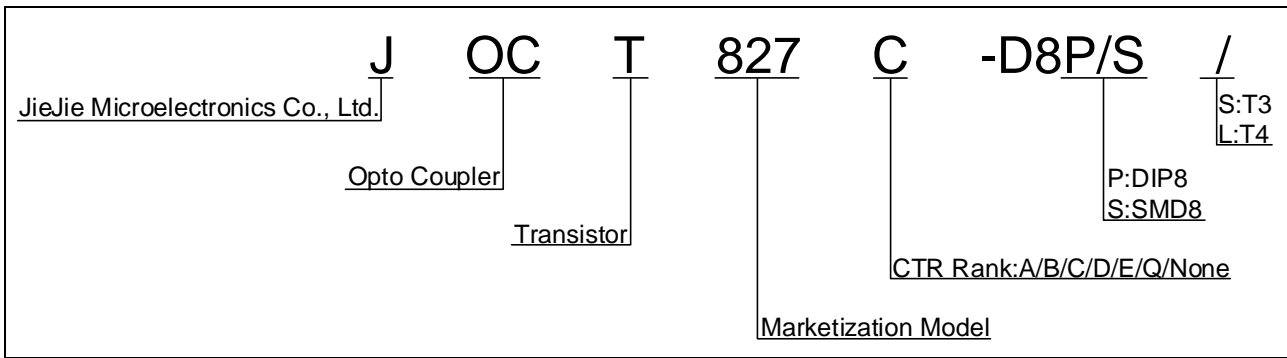
ELECTRICAL CHARACTERISTICS (Temperature=25°C)

Parameter	Symbol	Condition	Min.	Typ.	Max.	Unit
-----------	--------	-----------	------	------	------	------

Forward Voltage V_{fwd} @ $I_{fwd} = 10\text{mA}$, $V_{in} = 1.8\text{V}$, $V_{out} = 1.2\text{V}$, $t_{on} = 10\mu\text{s}$, $t_{off} = 10\mu\text{s}$

Input

ORDERING INFORMATION



Packing Quantity	
Option	Quantity

MARKING

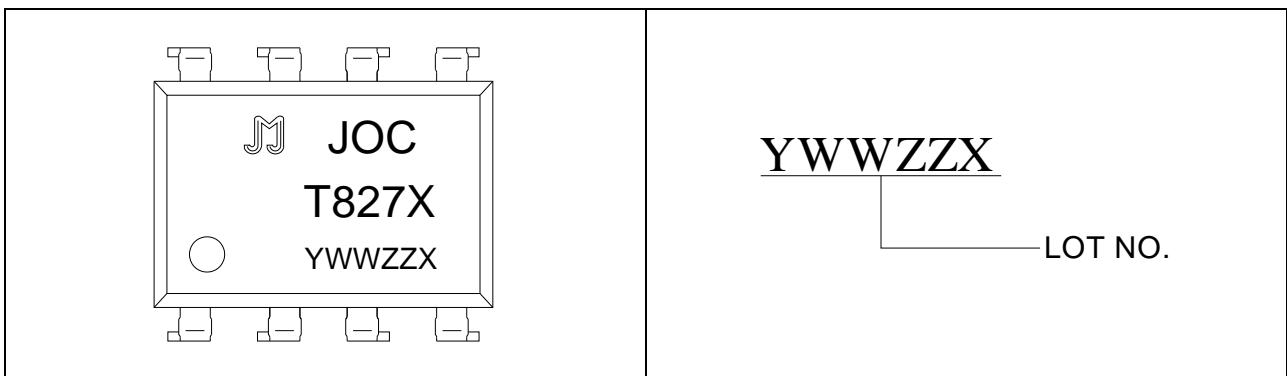


FIG.7: Normalized Current Transfer Ratio vs. Ambient Temperature

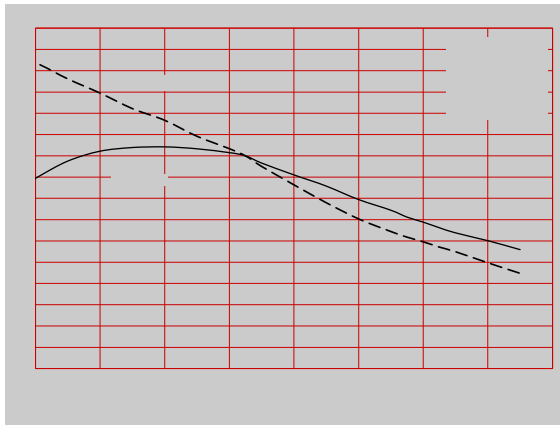
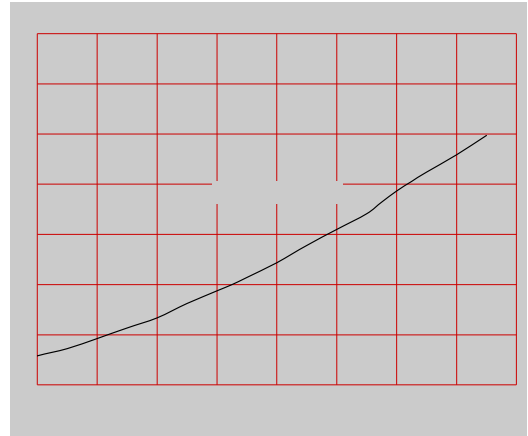


FIG.8: Normalized Collector-emitter Saturation Voltage vs. Ambient Temperature



Test Circuits

FIG.11: Test Circuits of Response Time

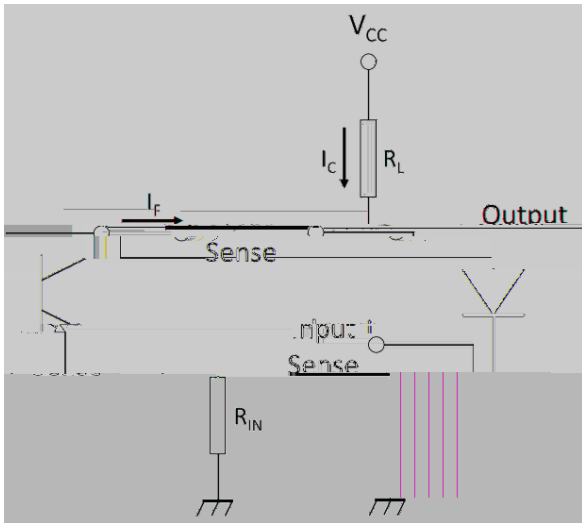


FIG.12: Curves of Response Time

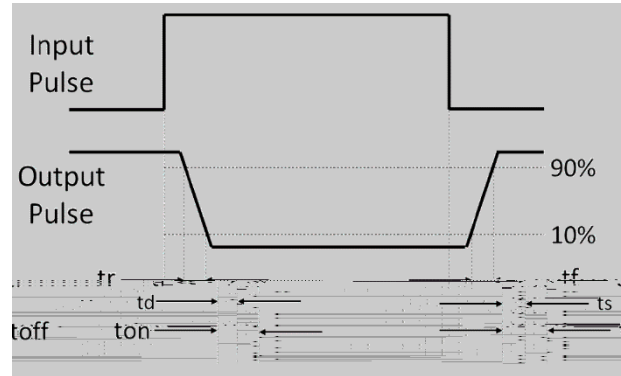
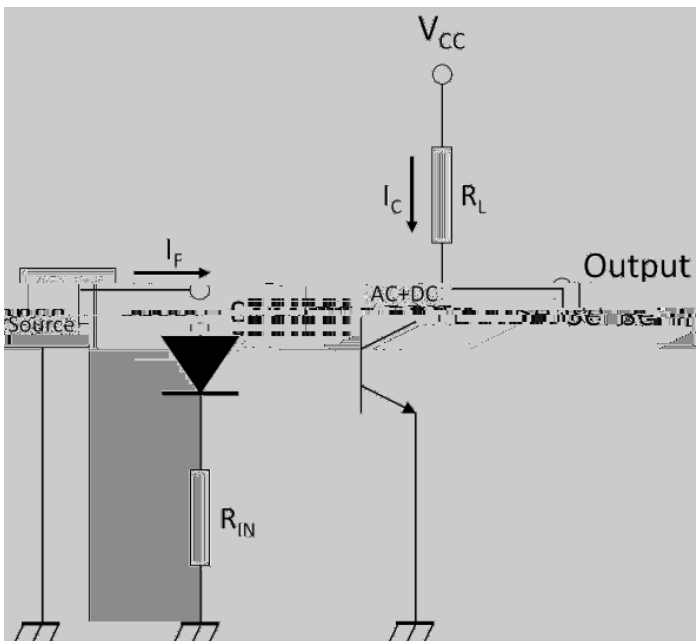
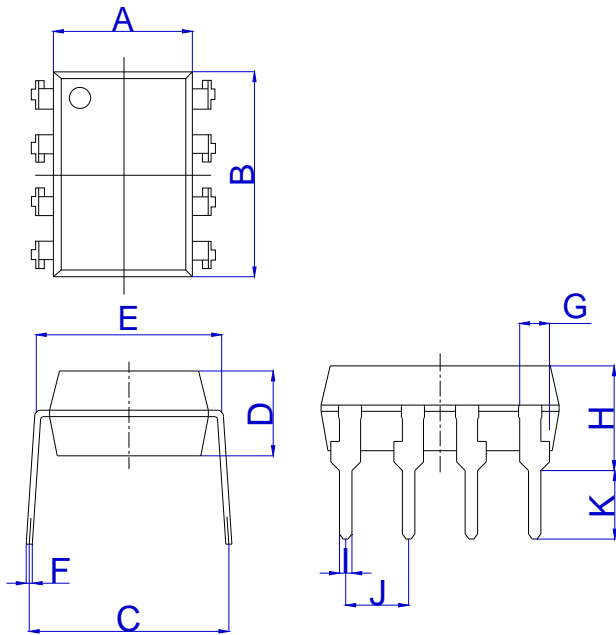


FIG.13: Test Circuits of Frequency Response



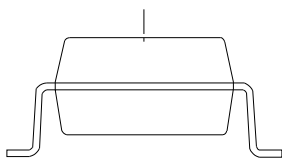
Package Dimension (Unit: mm)

Standard DIP Type:

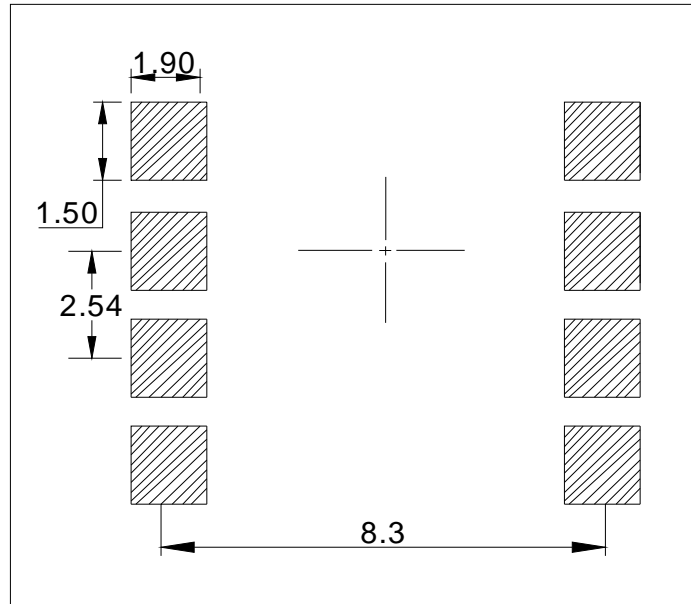


Ref.	Dimensions					
	Millimeters			Inches		
	Min.	Typ.	Max.	Min.	Typ.	Max.
A	6.20		6.60	0.244		0.260
B	9.40		9.80	0.370		0.386
C	7.15		8.95	0.281		0.352
D	3.20		3.60	0.126		0.142
E	7.32		7.92	0.288		0.312
F	0.15		0.35	0.006		0.014
G	0.90		1.50	0.035		0.059
H	3.90		4.50	0.154		0.177
I	0.40		0.60	0.016		0.024
J	2.29		2.79	0.090		0.110
K	2.24		3.24	0.088		0.128

Option SMD Type:


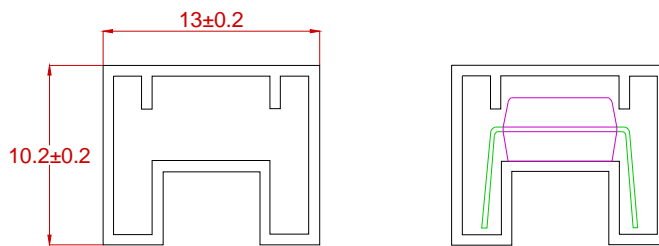


RECOMMENDED SOLDER MASK (Dimensions in mm unless otherwise stated)



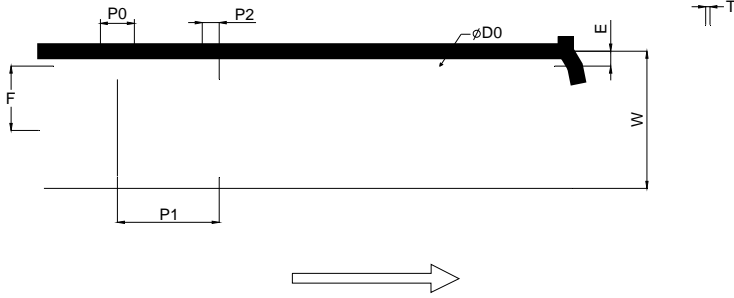
TUBE SPECIFICATIONS (Dimensions in mm unless otherwise stated)

Standard DIP



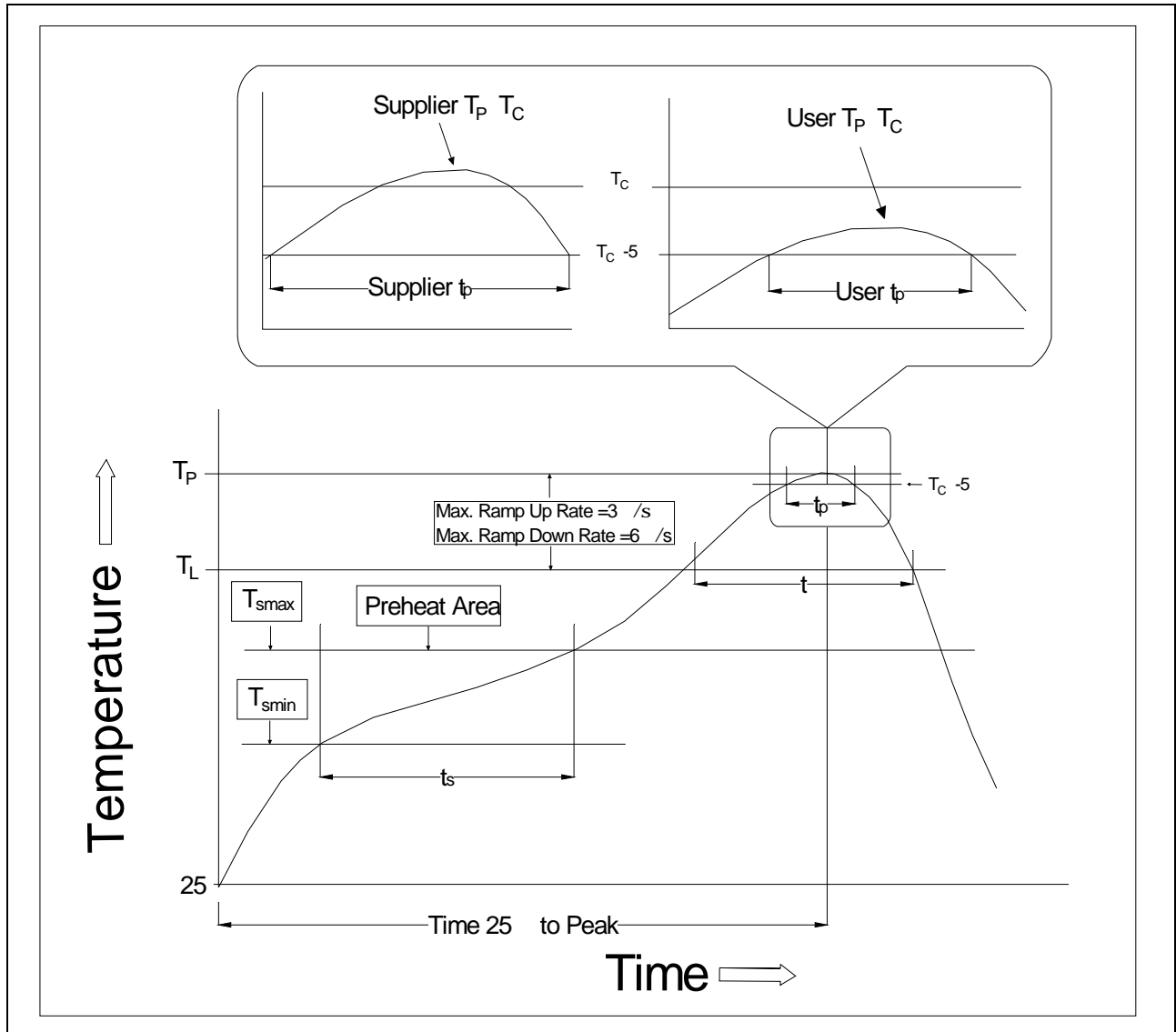
CARRIER TAPE SPECIFICATIONS (Dimensions in mm unless otherwise stated)

Option S/L



Ref.	Dimensions					
	Millimeters			Inches		
	Min.	Typ.	Max.	Min.	Typ.	Max.
D0		1.50	1.60		0.059	0.063
P0	3.90	4.00	4.10	0.154	0.157	0.161
P1	11.90	12.00	12.10	0.469	0.472	0.476
P2	1.90	2.00	2.10	0.075	0.079	0.083
E	1.65	1.75	1.85	0.065	0.069	0.073
F	7.40	7.50	7.60	0.291	0.295	0.299
T	0.35	0.40	0.45	0.014	0.016	0.018
W	15.90	16.00	16.20	0.626	0.630	0.638

REFLOW INFORMATION



Profile Feature	Sn-Pb Assembly Profile	Pb-Free Assembly Profile
Temperature Min. (T _{smin})	100	150
Temperature Max. (T _{smax})	150	200
Time (t _s) from (T _{smin} to T _{smax})	60-120 seconds	60-120 seconds
Ramp-up Rate (t _L to t _P)	3 °/second max.	3 °/second max.
Liquidus Temperature (T _L)	183	217
Time (t _L) Maintained Above (T _L)	60-150 seconds	60-150 seconds
Peak Body Package Temperature	235 +0 /-5	260 +0 /-5
Time (t _P) within 5 ° of 260	20 seconds	30 seconds
Ramp-down Rate (T _P to T _L)	6 °/second max.	6 °/second max.
Time 25 ° to Peak Temperature	6 minutes max.	8 minutes max.

WAVE SOLDERING

Temperature(

Time(sec)

Note:

1. Reflow soldering is recommended at the temperatures and times shown, no more than three times.
2. Avoid direct contact between the epoxy body and any tools or surfaces exceeding its maximum storage temperature.
3. Application of pressure on the epoxy body is prohibited at elevated temperatures. In specific scenarios, any applied force must not exceed 2.5N.
4. Ensure the component has cooled to ambient temperature before proceeding with any subsequent manufacturing steps.
5. The component has a shelf life of one year when stored under standard conditions.
6. Recommend storage Temp.: 0~40°C;
Recommend storage humidity: <60%;
MSL level: MSL 1

Information furnished in this document is believed to be accurate and reliable. However, Jiangsu JieJie Microelectronics Co., Ltd. assumes no responsibility for the consequences of use without consideration for such information nor use beyond it. Information mentioned in this document is subject to change without notice, apart from that when an agreement is signed, Jiangsu JieJie complies with the agreement.

Products and information provided in this document have no infringement of patent