



60V 22mΩ N-Ch Power MOSFET

Features


- ~ Š [, ĀÜÖÜÇUÞD
- ~ Š [, ĀÖæcĀĪŌ@æ! * ^
- ~ F€€ĀĀWŌŪĀV^•cĀĀĒĪF€€ĀĀÜ. V^•cĀĀ
- ~ ÚĀĒ-ĪĀĀŠĀæĀĪŪæĀ) *
- ~ PæĪ [* ^}Ē-ĪĀĀæ}ĀĀŪ [PŪĒ& [{]Īæ}c

Product Summary

Parameter	Value	Unit
ĀXŌÜ	Ī€	X
ĀXŌÜ;80	FĒĪ	X
ĀŌĀĀÇŌĀXŌÜĪMĀFĒXDĀ ^(F)	GĪ	Œ
ĀŪŌÜ;UÞ;ÇŌĀXŌÜĪMĀFĒXD	GG	{ Ω
ĀŪŌÜ;UÞ;ÇŌĀXŌÜĪMĀĪĒXD	GĪ	{ Ω

Applications

- ~ Ú [, ĀĪTæ}æ*Ā! { ^}ĀĀ}ĀVĀĀ& [{ ĒĪŌ}Ā~•cĪæĪĀĒ~c [{ æĀ []ĒĀŌŌ
- ~ T [c [ĪŌĪĀĀ) * ĪĀ}ĀŪ [, ĀĪĀV [[ĒĀŌĒĀ@Ī&ĪĒĪŪ [Ā [Ā&•
- ~ Ō~ĪĪĀ}ĀŪ , Īc&@Ī) * ĪĀ}ĀŌŌÞŌŌĀĀĀĀŌÞŌŌĀŪŪŪĀŪ~ĀĒ•^cĀ { •



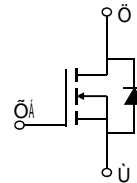
ŪŌÞĪĀĪĒĪŠ

V [] XĪĀ ,

Ō [c [{ XĪĀ ,

ŪĪ}ĪŌ []-Ī*~ĪæĀ [}

V [] XĪĀ ,

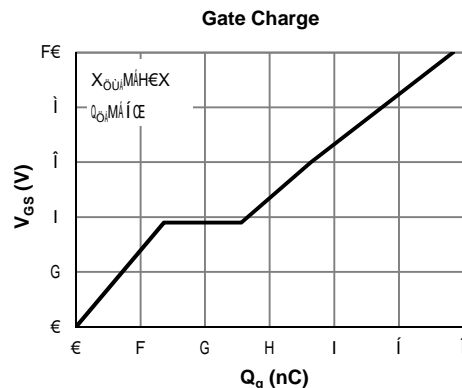
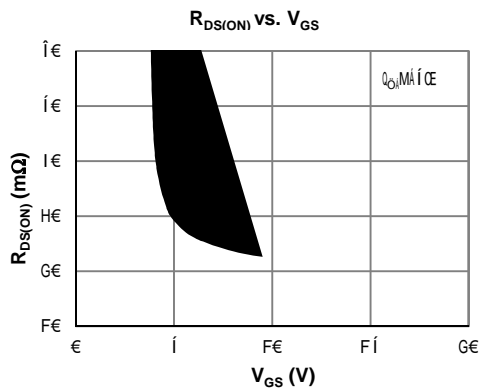



Ordering Information

Device	Package	# of Pins	Marking	MSL	T _J (°C)	Media	Quantity (pcs)
RTŪŠĒĪĪĒŌĒFH	ŪŌÞĪĀĪĒĪŠ	Ī	ŪŠĒĪĒĒĒ	F	ĒĪĪĀ [ĀFĪ€	FĒĒĪ&@ĪŪĀĪ	Ī€€€

Absolute Maximum Ratings

Parameter	Symbol	Value	Unit
ŌĪæĪ}ĒĀ [ĒŪ [~Ī&ĀX [Īæ*Ā	XŌÜ	Ī€	X
ŌæcĀĒĒĀ [ĒŪ [~Ī&ĀX [Īæ*Ā	XŌÜ	Ī€	X
Ō []Ā} ~ [~•ĪŌĪæĪ}	Q ₀	GĪ	Œ
Ō~ĪĪĀ}Ā ^(F)		FĒĪ	
Ū~ĪĀĀĪŌĪæĪ}ĪŌ~ĪĪĀ}Ā ^(D)	Q _{0T}	ĪF	Œ
ŒĀæĪæ} & ĀĀĪŌ}ĀĪ*Ā ^(H)	ŌĒÜ	FĒĒĪ	{ R
Ū [, ĀĪŌĪ•Ī}æĀ []Ī ^(D)	Ū ₀	HĪ	Y
		FĒĒĪ	
R~}ĀĀ []ĀĀŪĀ [Īæ*ĀĀVĀ []ĀĪæ~ĪĀŪæ} *Ā	V _{RĒĀVŪVŌ}	ĒĪĪĀ [ĀFĪ€	»Ō





Typical Electrical & Thermal Characteristics



Typical Electrical & Thermal Characteristics

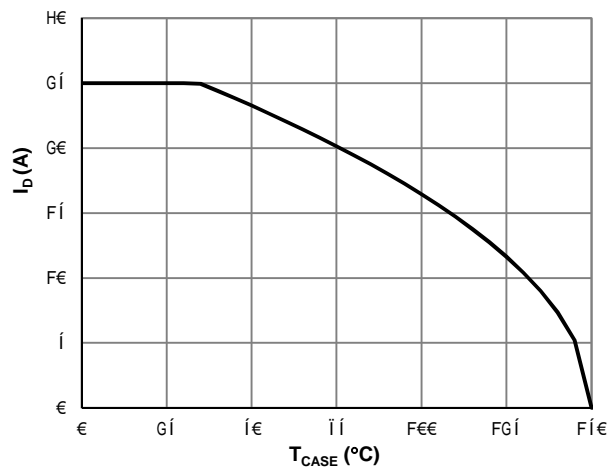


Figure 9: Current De-rating

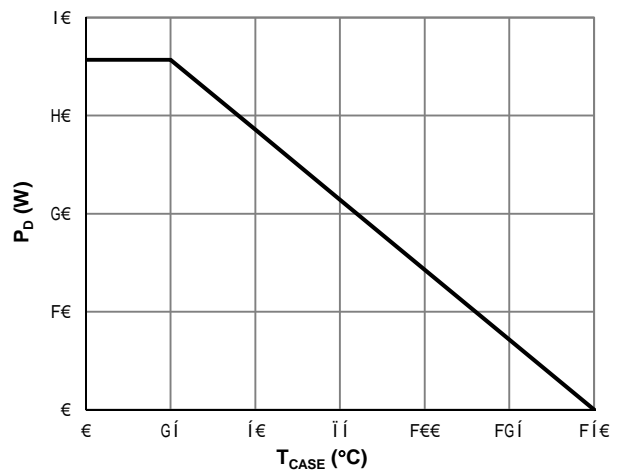


Figure 10: Power De-rating

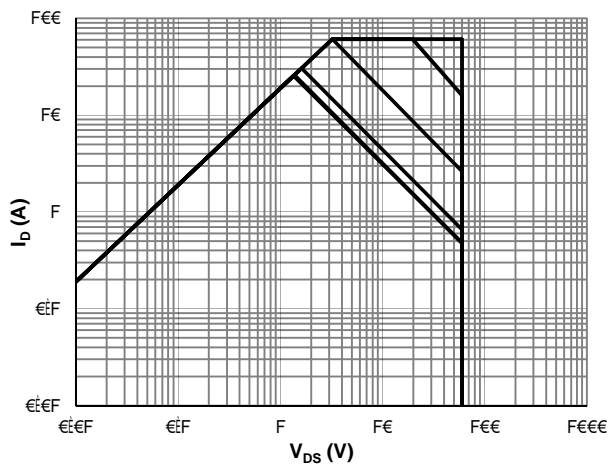
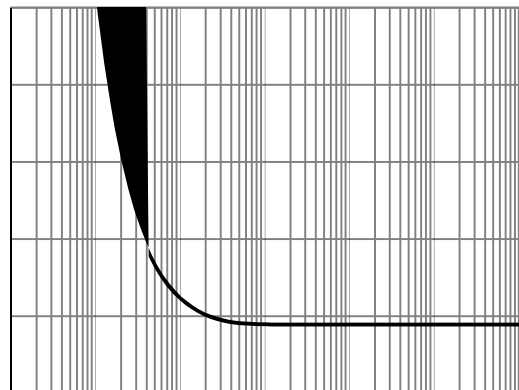
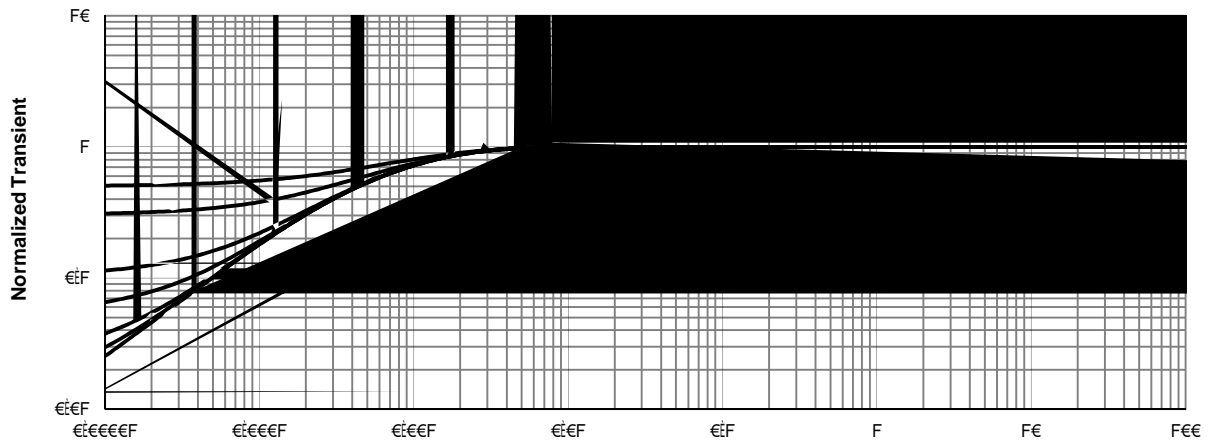


Figure 11: Maximum Safe Operating Area



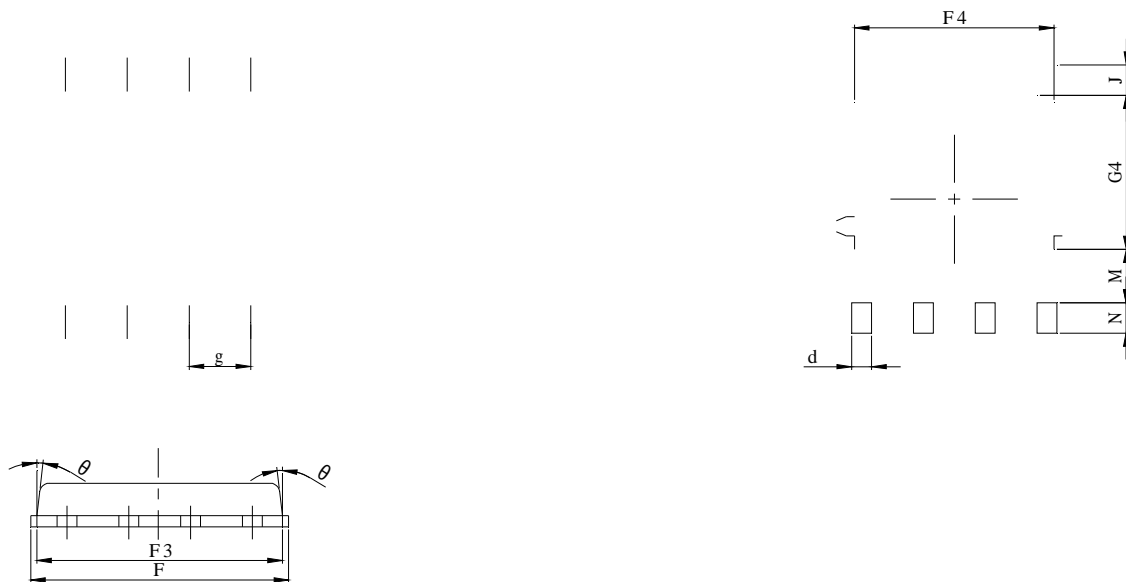


Typical Electrical & Thermal Characteristics





PDFN5x6-8L Package Information



FKO0	OKP0	OKNNKOGVGT	QCZ0
C	20; 2	3022	3032
d	2053	2063	2073
e	2042	2047	2052
F	7022	7042	7062
F3	60; 7	7027	7037
F4	6022	6032	6042
G	8027	8037	8047
G3	7072	7082	7092
G4	5064	5075	5085
g		3049DUE	
J	2082	2092	20: 2
N	2072	2092	20: 2
M		3045"TGH	
theta	/	/	32°

Tgeq o o gp fgf"Uqf gtpi"Hqqvrtkpv