

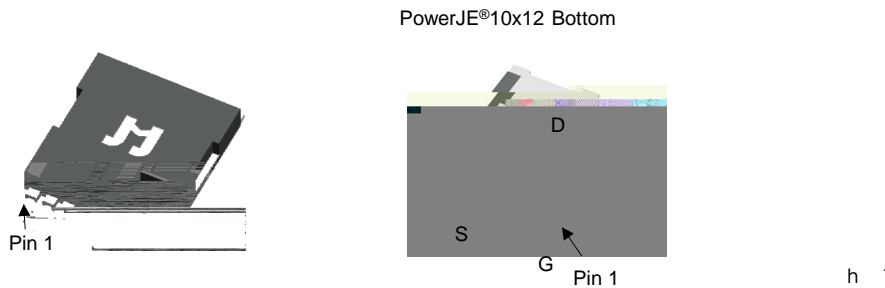
100V 1.3mΩ TOLL N-Ch Power MOSFET

Features

Product Summary

Parameter	Value	Unit
V_{DS}	100	V
$V_{GS(th_Typ)}$	2.8	V
I_D (@ $V_{GS} = 10V$) ⁽¹⁾	411	A
$R_{DS(ON_Typ)}$ (@ $V_{GS} = 10V$)	1.3	mΩ

Applications



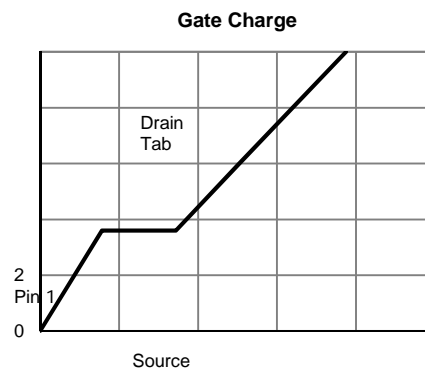
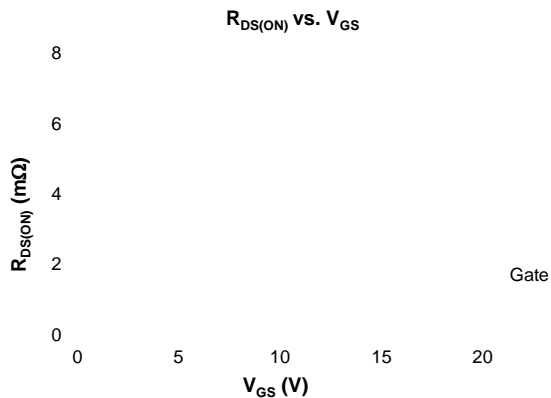
Ordering Information

Device	Package	# of Pins	Marking	MSL	T _J (°C)	Media	Quantity (pcs)
JMSH1001ATL-13	PowerJE®10x12 ⁽¹⁾	8	SH1001A	1	-55 to 175	13-inch Reel	2000

Note 1: PowerJE® is a registered trademark of JieJie Micro., its package outline is compatible to that of TO-LeadLess (TOLL).

Absolute Maximum Ratings (@ T_A = 25°C unless otherwise specified)

Parameter	Symbol	Value	Unit
	V_{DS}		V
	V_{GS}		Power Dissipation
Continuous Drain Current ⁽²⁾	I_D	T _C = 25°C	411
		T _C = 100°C	290
Pulsed Drain Current ⁽³⁾	I_{DM}	1343	A
Avalanche Current ⁽⁴⁾	I_{AS}	50	A
Avalanche Energy ⁽⁴⁾	E_{AS}	1250	mJ
	P_D	T _C = 25°C	500
		T _C = 100°C	250
	T _J , T _{STG}		°C





Typical Electrical & Thermal Characteristics

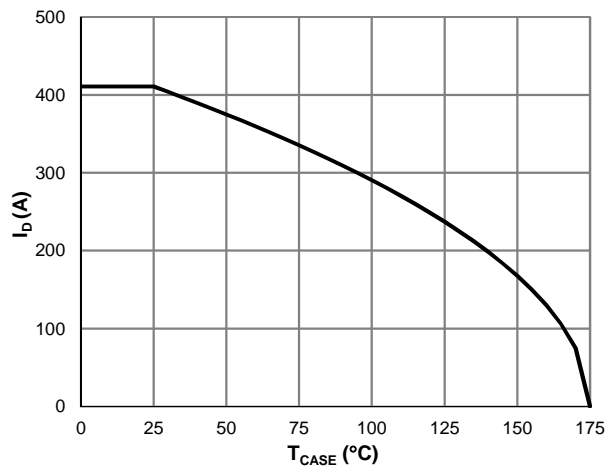


Figure 7: Current De-rating

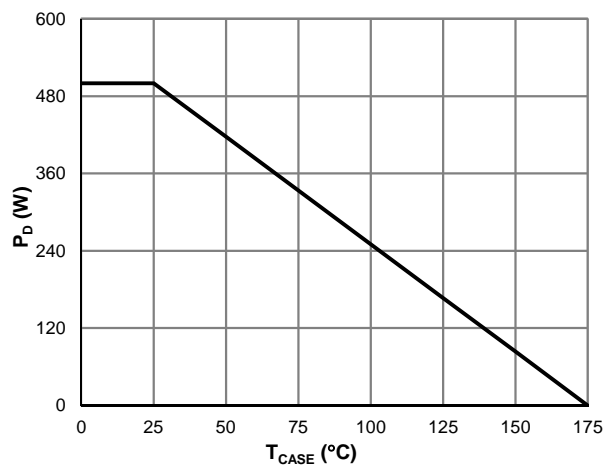

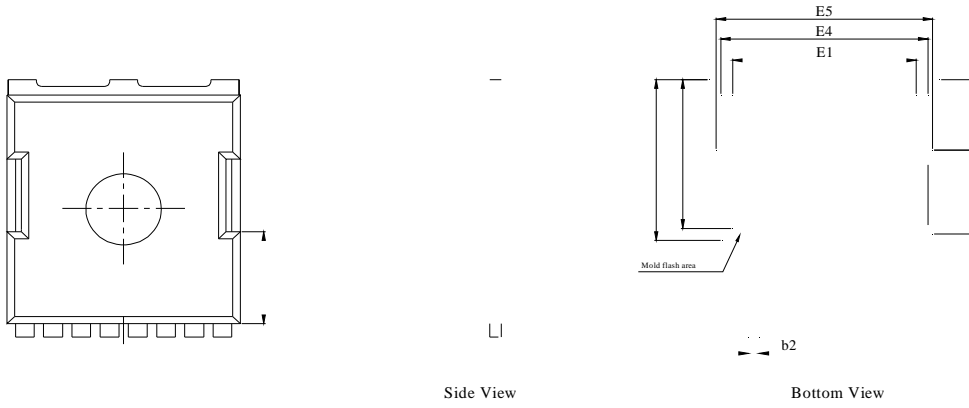


Figure 8: Power De-rating



PowerJE® 10x12 Package Information

Package Outlines



NOTES:

1. Dimension and tolerance per ASME Y14.5M, 1994.
2. All dimensions in millimeter.
3. Dimensions include burrs or flash. Moldflash burrs does not exceed 0.150mm.

DIM.	MILLIMETER				
	MIN.	NOM.	MAX.		
A	2.20	2.30	2.40		
b	0.70	0.80	0.90		
b1	9.70	9.80	9.90		
b2	0.42	0.46	0.50		
c	0.40	0.50	0.60		
D	10.28	10.38	10.58		
D2		3.30			
E	9.70	9.90	10.10		
E1		7.80			
E4		8.80			
E5		9.20			
e		1.20 (BSC)	11.48	11.68	11.88
		H1	6.55	6.75	6.85
		H2		7.30	
		H3		3.20	
		H4		3.80	
		K1		4.18	
		L	1.70	1.90	2.10
		L1		0.70	
		L2		0.60	
		L4	1.00	1.15	1.30

Recommended Solder Pad Footprint

